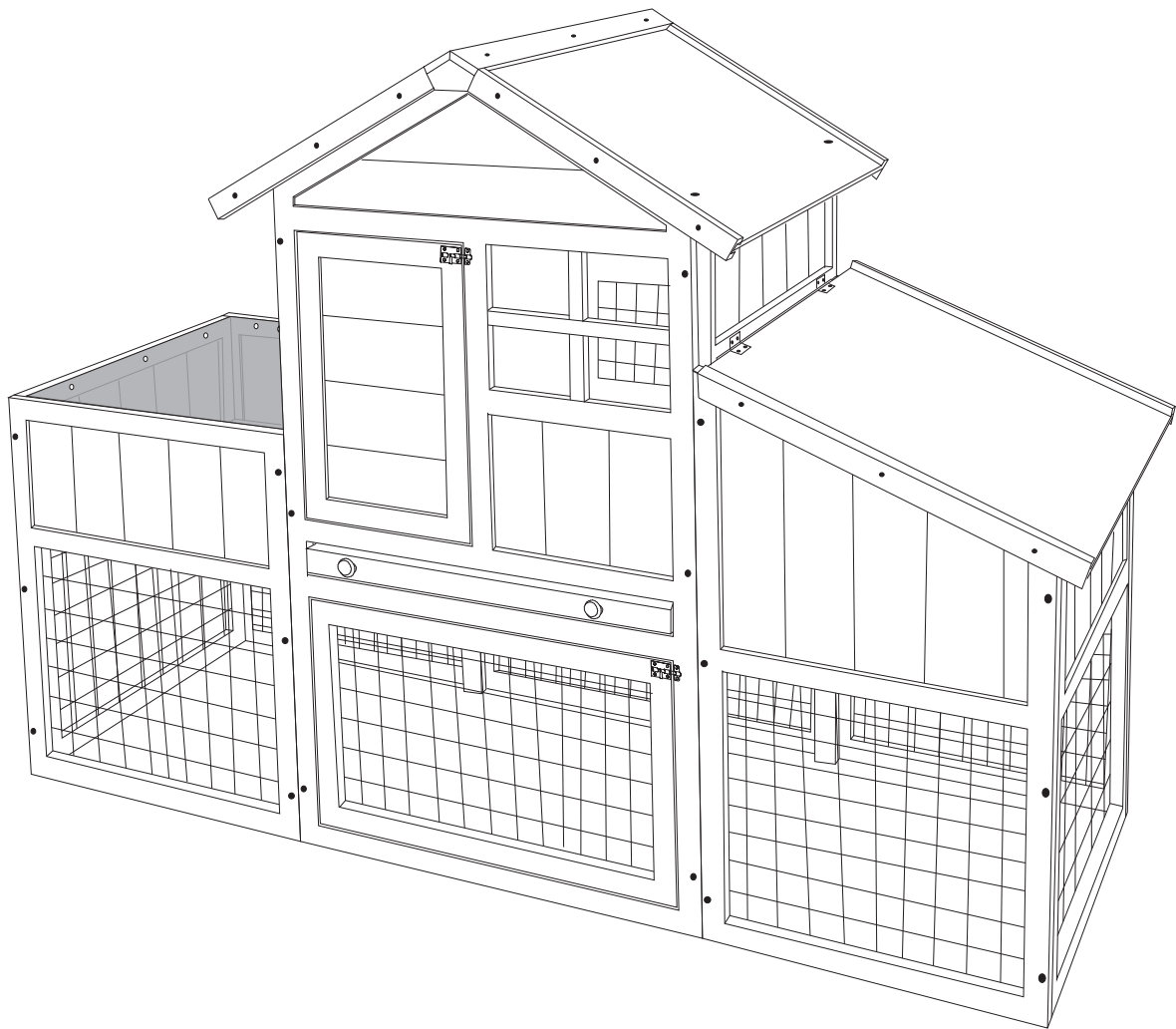


# PawHut

IN220900850V01\_GL

**D51-361V00**



**EN\_IMPORTANT, RETAIN FOR FUTURE REFERENCE: READ CAREFULLY.**

**FR\_IMPORTANT: A LIRE ATTENTIVEMENT ET À CONSERVER POUR CONSULTATION ULTÉRIEURE.**

**ES\_IMPORTANTE, LEA Y GUARDE PARA FUTURAS REFERENCIAS.**

**PT\_IMPORTANTE, RETER PARA REFERÊNCIA FUTURA: LEIA ATENTAMENTE.**

**DE\_WICHTIG! SORGFÄLTIG LESEN UND FÜR SPÄTER NACHSCHLAGEN AUFBEWAHREN.**

**IT\_IMPORTANTE! CONSERVARE IL PRESENTE MANUALE PER FUTURO RIFERIMENTO E LEGGERLO ATTENTAMENTE.**

EN

**Dear customer,**

Thank you for purchasing this product. So that your appliance serves you well, please read all the instructions in this user's manual. If you have any questions, please contact our customer care center, Our contact details are below:

FR

**Cher client,**

Nous vous remercions d'avoir acheté ce produit. Afin que vous puissiez profiter pleinement de votre appareil, veuillez lire toutes les instructions de ce manuel d'utilisation. Si vous avez la moindre question, veuillez contacter notre centre d'assistance à la clientèle, Nos coordonnées sont les suivantes:

DE

**Sehr geehrter Kunde,**

Vielen Dank, dass Sie dieses Produkt erworben haben. Damit Ihr Gerät Ihnen gute Dienste leistet, lesen Sie bitte alle Hinweise in diesem Benutzerhandbuch. Wenn Sie Fragen haben, wenden Sie sich bitte an unser Kundendienstzentrum, Unsere Kontaktdaten stehen unten:

ES

**Queridos clientes,**

Gracias por comprar este producto. Para que su electrodoméstico le sirva mejor, lea todas las instrucciones de este manual del usuario. Si tiene alguna pregunta, comuníquese con nuestro Centro de Atención al Cliente, Nuestros datos de contacto son los siguientes:

PT



**Caros clientes,**

Obrigado por adquirir este produto. Para que o seu aparelho o sirva melhor, leia todas as instruções deste manual do utilizador. Se tiver alguma dúvida, por favor contacte o nosso Centro de Atendimento ao Cliente, Os nossos dados de contacto são os seguintes:

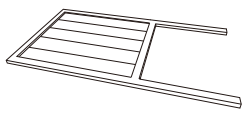
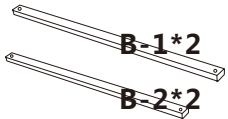

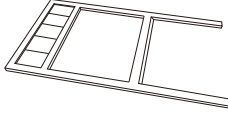
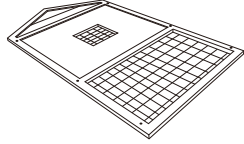
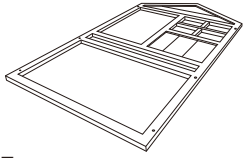
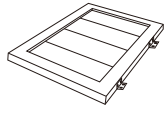
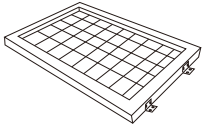


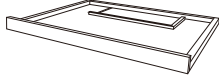
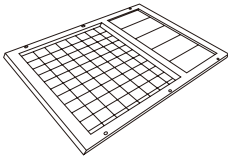
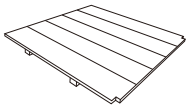
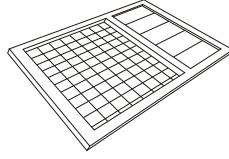
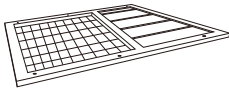
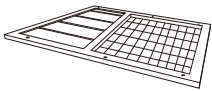
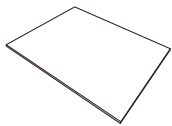
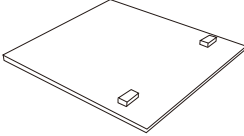
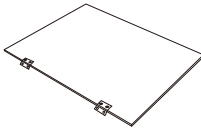
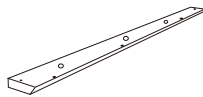
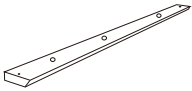



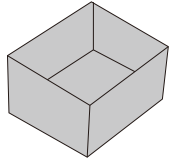
IT

**Caro Cliente,**













Grazie per aver acquistato questo prodotto. Per servirti meglio con questo apparecchio ti prego di leggere tutte le istruzioni in presente manuale utente. In caso di dubbio, si prega di contattare il nostro centro assistenza clienti, I nostri dettagli di contatto sono di seguito:

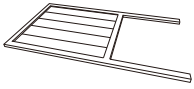

Country	 Phone	 Email
US	001-877-644-9366	customerservice@aosom.com
CA	416-792-6088	customerservice@aosom.ca
UK	0044-800-240-4004	enquiries@mhstar.co.uk
DE	0049-0(40)-88307530	service@aosom.de
FR	0033-1-84166106	aosom@mhfrance.fr
ES	0034-931294512	atencioncliente@aosom.es
PT	0034-931294512	info@aosom.pt
IT	0039-0249471447	clienti@aosom.it

**PARTS**

 <p><b>A</b></p>	 <p><b>B-1*2</b> <b>B-2*2</b></p> <p><b>B</b></p>	 <p><b>C*2</b></p>	 <p><b>D</b></p>	 <p><b>E</b></p>
 <p><b>F</b></p>	 <p><b>G</b></p>	 <p><b>H</b></p>	 <p><b>I</b></p>	 <p><b>J</b></p>
 <p><b>K</b></p>	 <p><b>L*2</b></p>	 <p><b>M</b></p>	 <p><b>N*2</b></p>	 <p><b>O</b></p>
 <p><b>P</b></p>	 <p><b>Q</b></p>	 <p><b>R*2</b></p>	 <p><b>S</b></p>	 <p><b>T</b></p>
 <p><b>U</b></p>	 <p><b>V</b></p>	 <p><b>W*4</b></p>	 <p><b>X*2</b></p>	 <p><b>Y</b></p>

**HARDWARE**

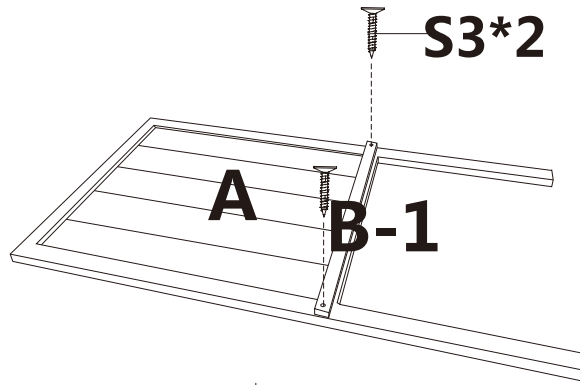
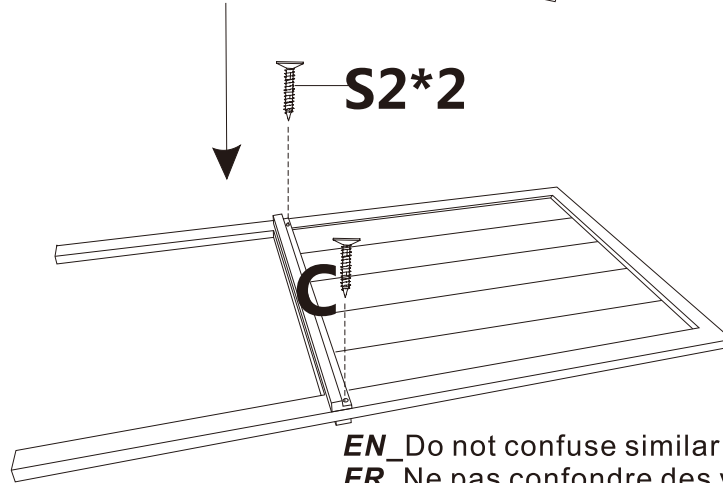
 <p>3.5*30 36+3PCS</p> <p><b>S1</b></p>	 <p>3.5*25 8PCS</p> <p><b>S2</b></p>	 <p>3.5*20 24+2PCS</p> <p><b>S3</b></p>	 <p>3.0*18 25+2PCS</p> <p><b>S4</b></p>	 <p>3.0*10 4PCS</p> <p><b>S5</b></p>		
 <p>2.0*10 28+2PCS</p> <p><b>S6</b></p>	 <p>12+1pcs</p> <p><b>S7</b></p>	 <p>2PCS</p> <p><b>S8</b></p>	 <p>2PCS</p> <p><b>S9</b></p>	 <p>2PCS</p> <p><b>S10</b></p>	 <p>2pcs</p> <p><b>S11</b></p>	 <p>2pcs</p> <p><b>S12</b></p>

**A** x01**B-1** x01**C** x01**S2** x02


3.5\*25mm

**S3** x02

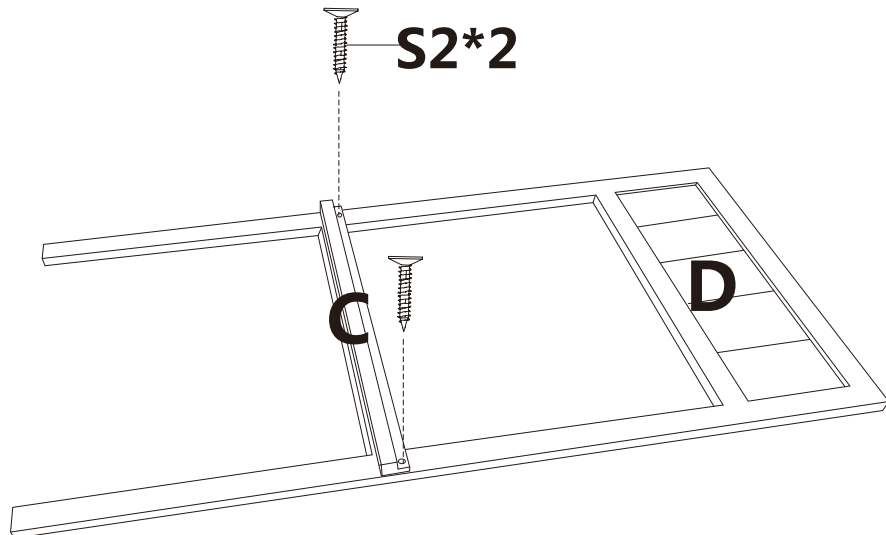
3.5\*20mm

**S3\*2****A** **B-1****S2\*2**

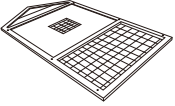
**EN**\_Do not confuse similar screws.  
**FR**\_Ne pas confondre des vis similaires.  
**ES**\_No confunda tornillos similares.  
**PT**\_Não confundir parafusos semelhantes.  
**DE**\_Verwechseln Sie ähnliche Schrauben nicht.  
**IT**\_Non confondere le viti simili.

**C** x01**D** x01**S2** x02

3.5\*25mm

**S2\*2****C****D**

**E** x01



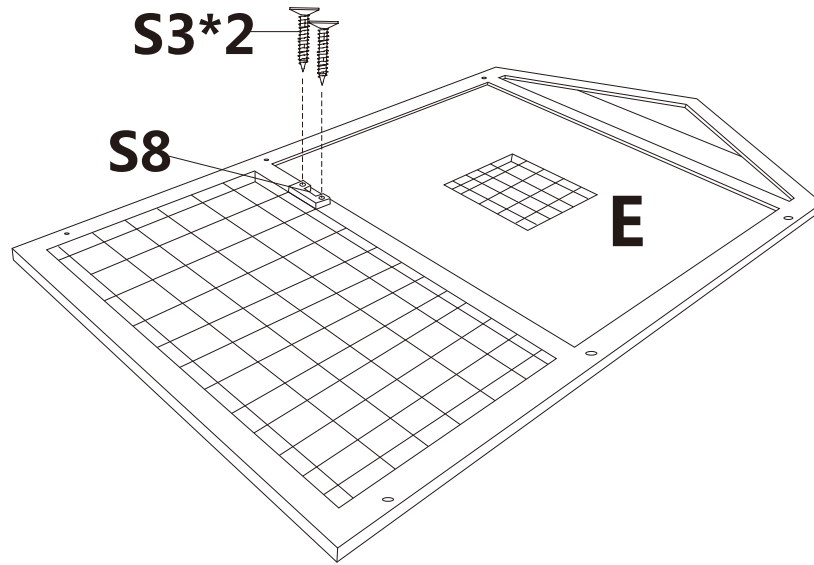
**S8** x01



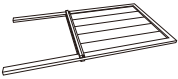
**S3** x02



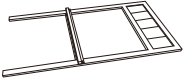
3.5\*20mm



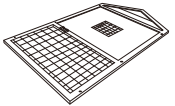
**01**



**02**



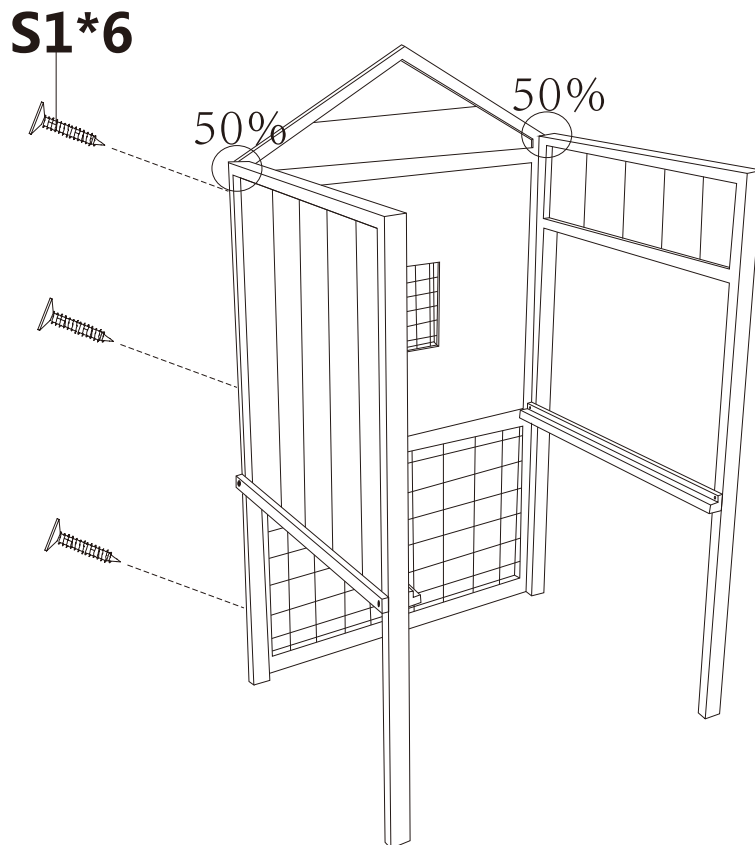
**03**

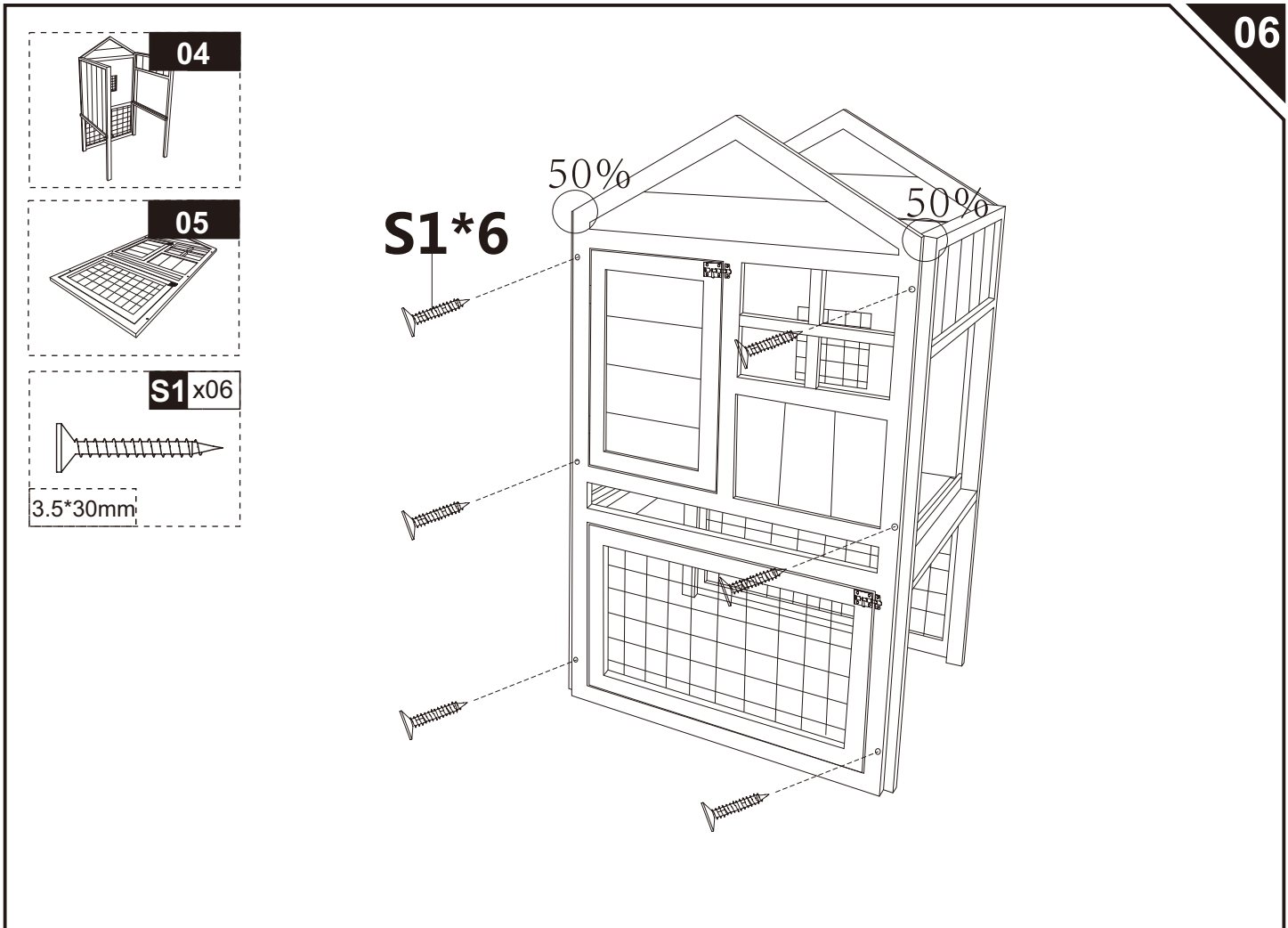
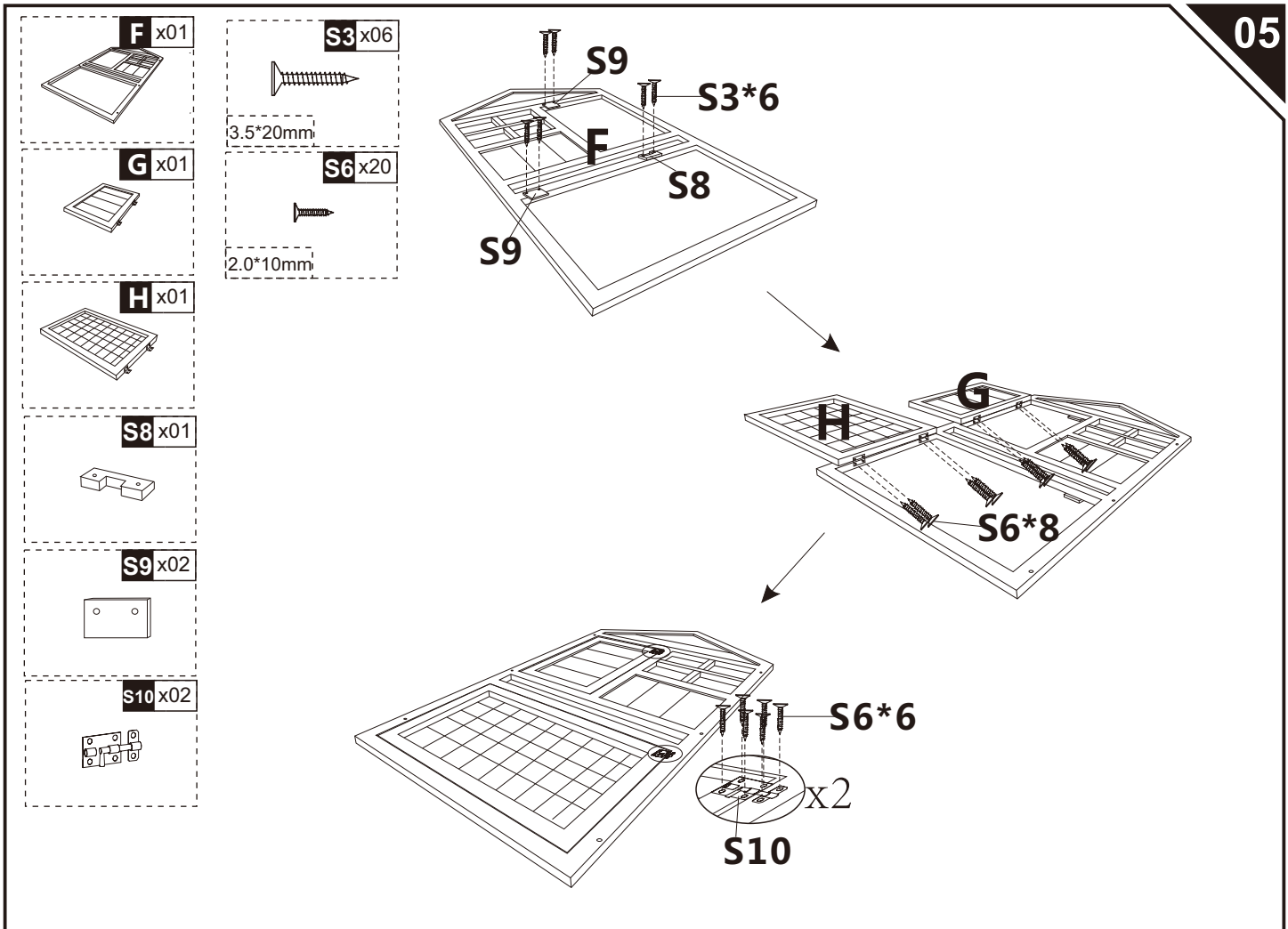


**S1** x06



3.5\*30mm





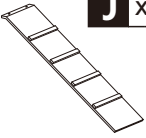
06



I x01



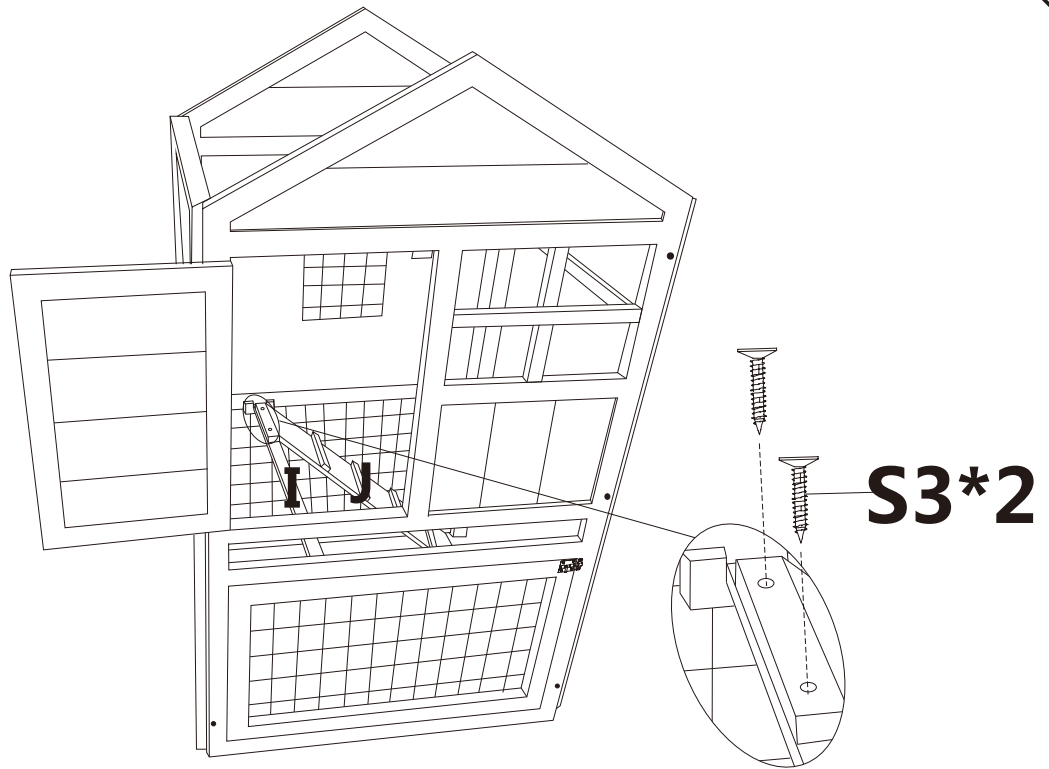
J x01



S3 x02



3.5\*20mm



S3\*2

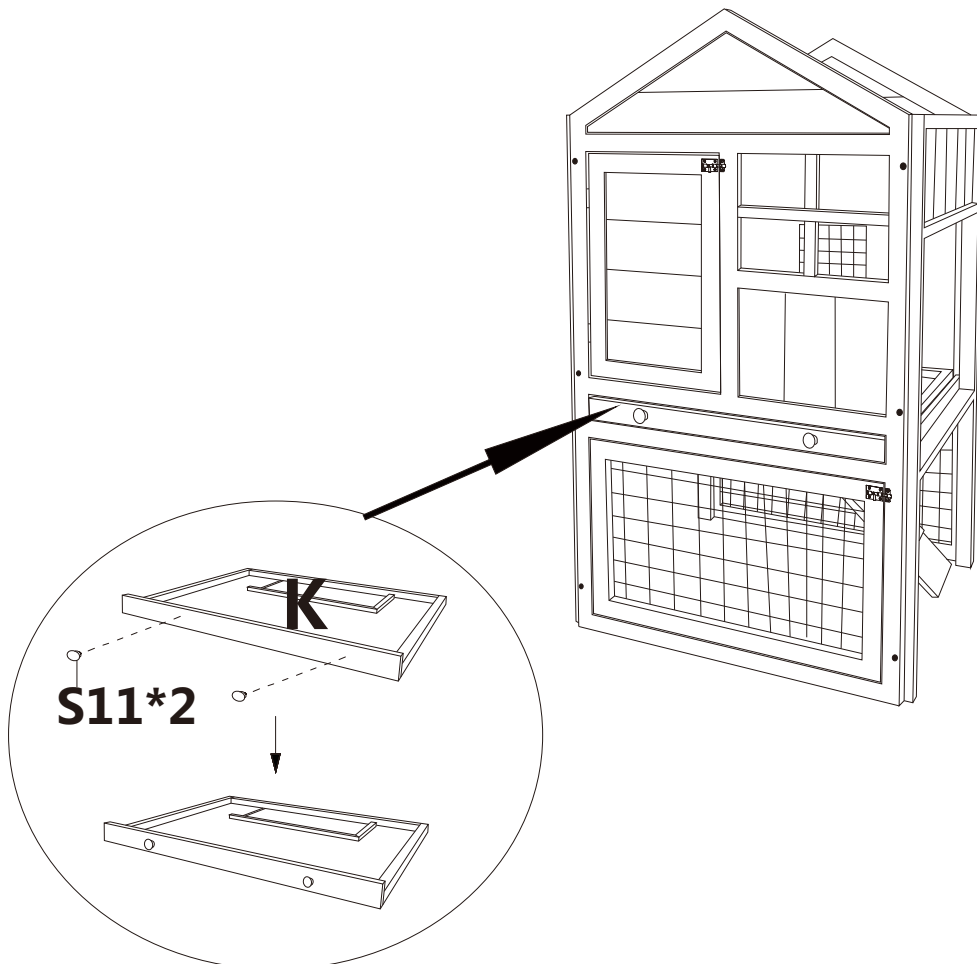
07



K x01




S11 x02



S11\*2



08

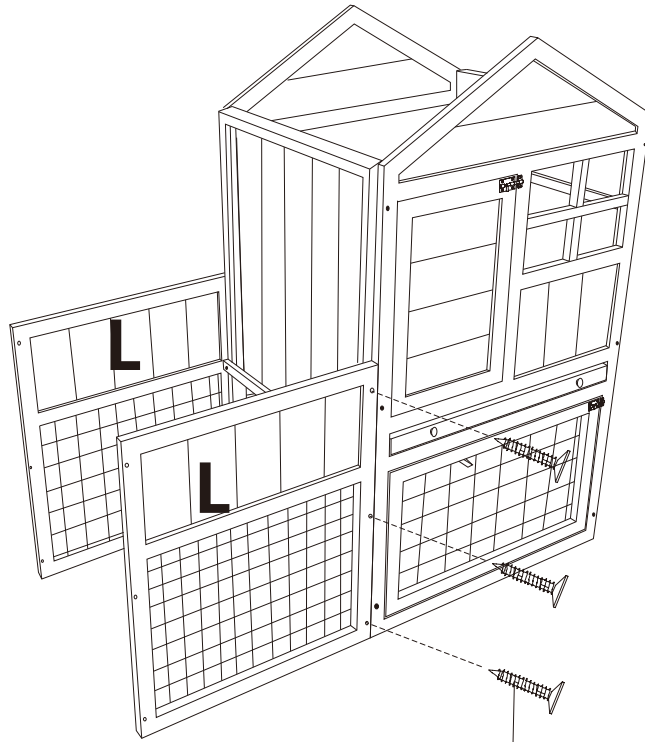


L x02



S1 x06


3.5\*30mm



S1\*6



B-1 x01

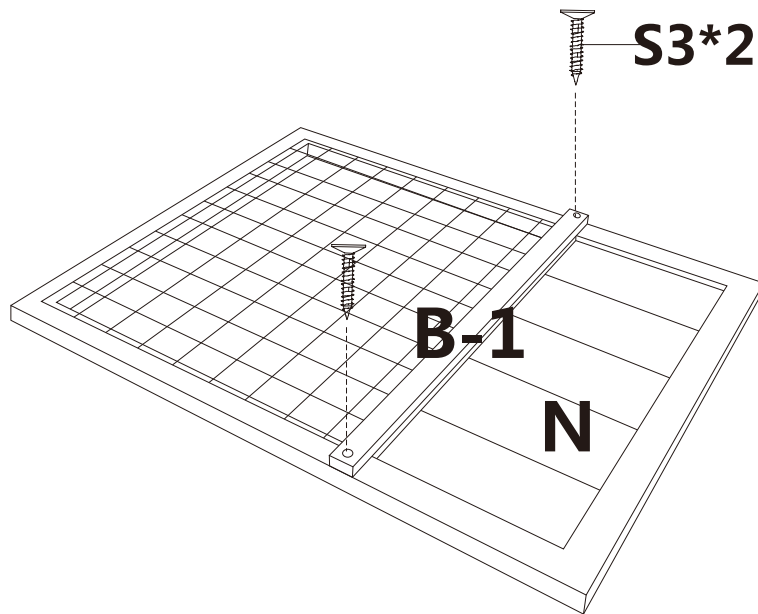


N x01



S3 x02

3.5\*20mm



S3\*2

B-1


N



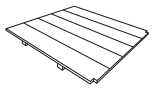
09



10



M x01



S1 x06

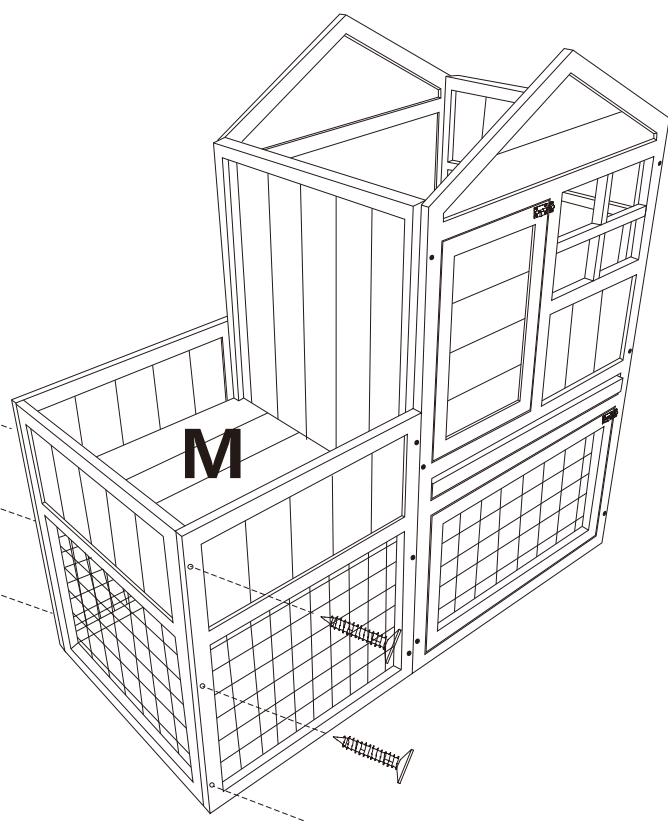


3.5\*30mm

S1\*6



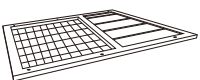
M



B-2 x02



O x01



P x01



S3 x04



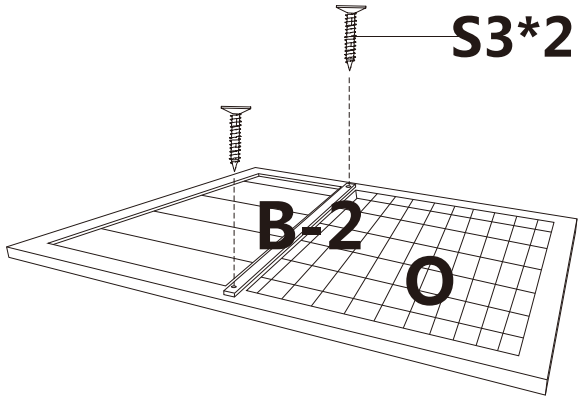
3.5\*20mm

S3\*2



B-2

O

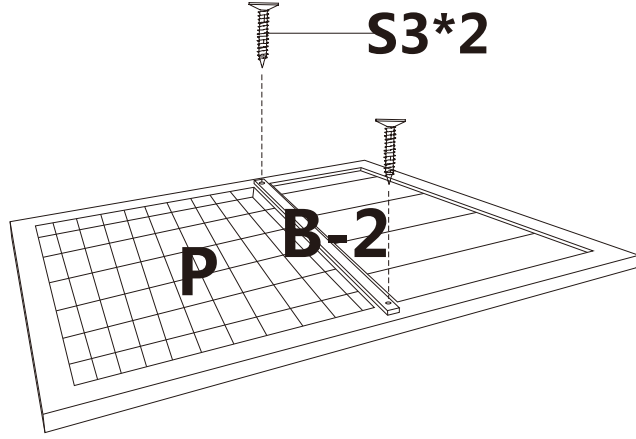



S3\*2



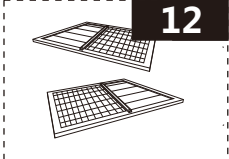
P

B-2

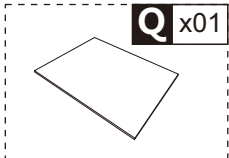




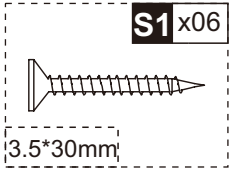
11



12

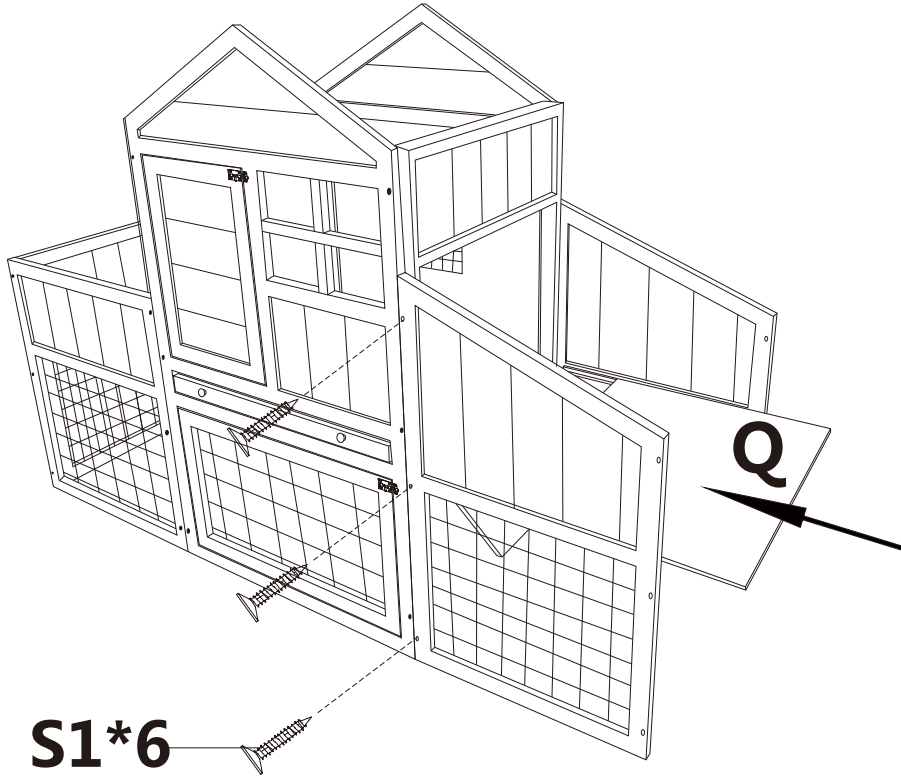


Q x01




S1 x06

3.5\*30mm




S1\*6

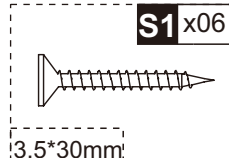
Q



13

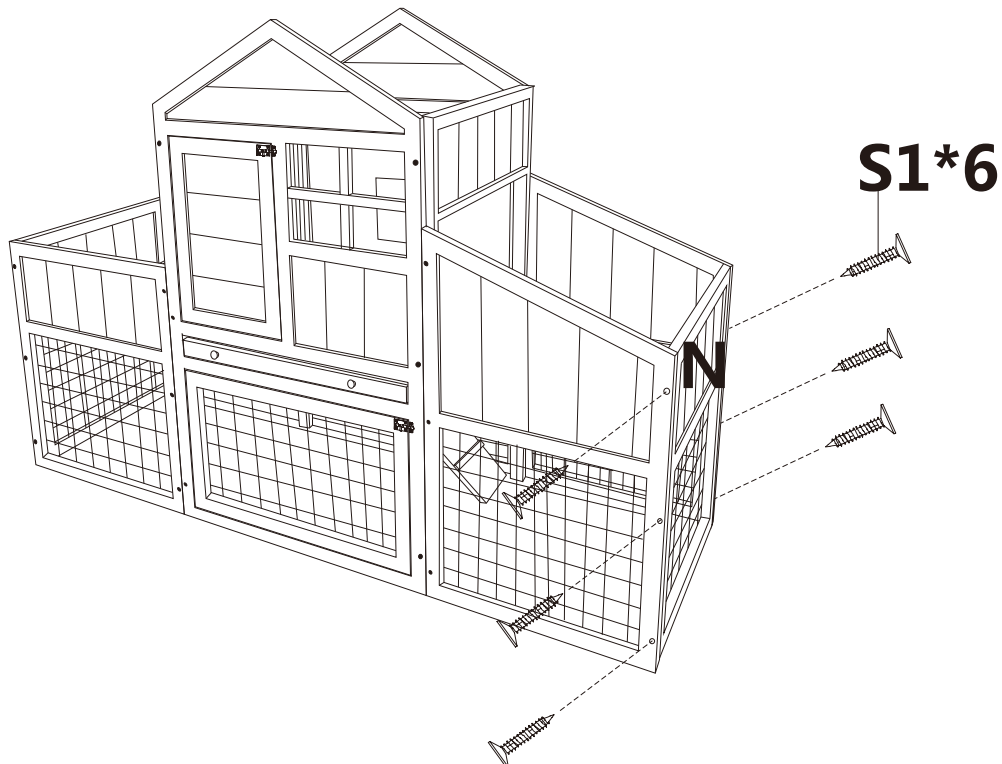


N x01



S1 x06

3.5\*30mm



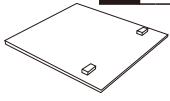
S1\*6

N

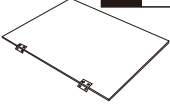
14



R x02



S x01



S2 x04



3.5\*25mm

S5 x04



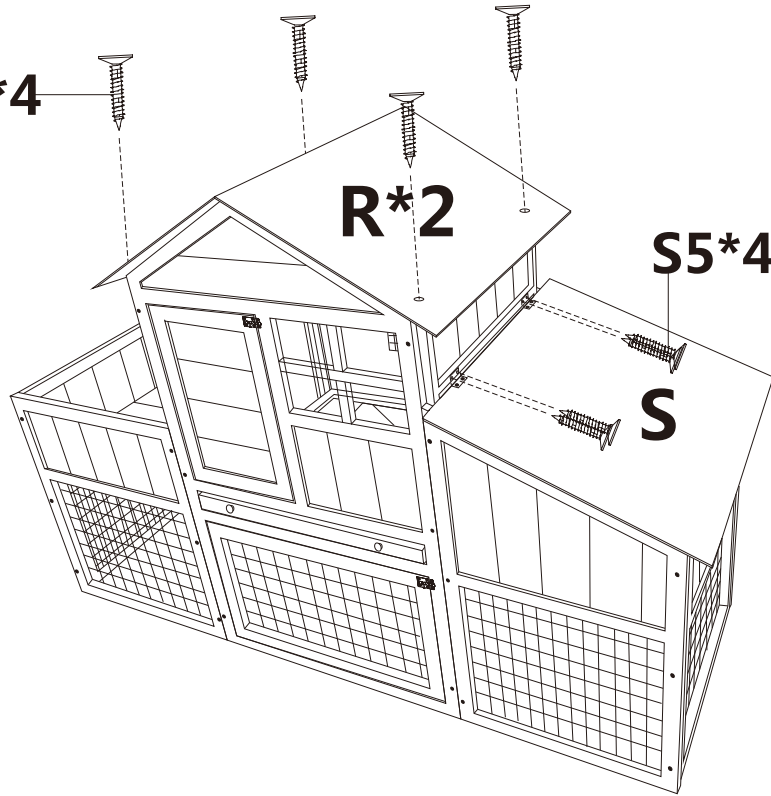
3.0\*10mm

S2\*4

R\*2

S5\*4

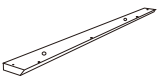
S



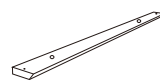
15



T x02



U x01



V x02



S3 x06



3.5\*20mm

S4 x07



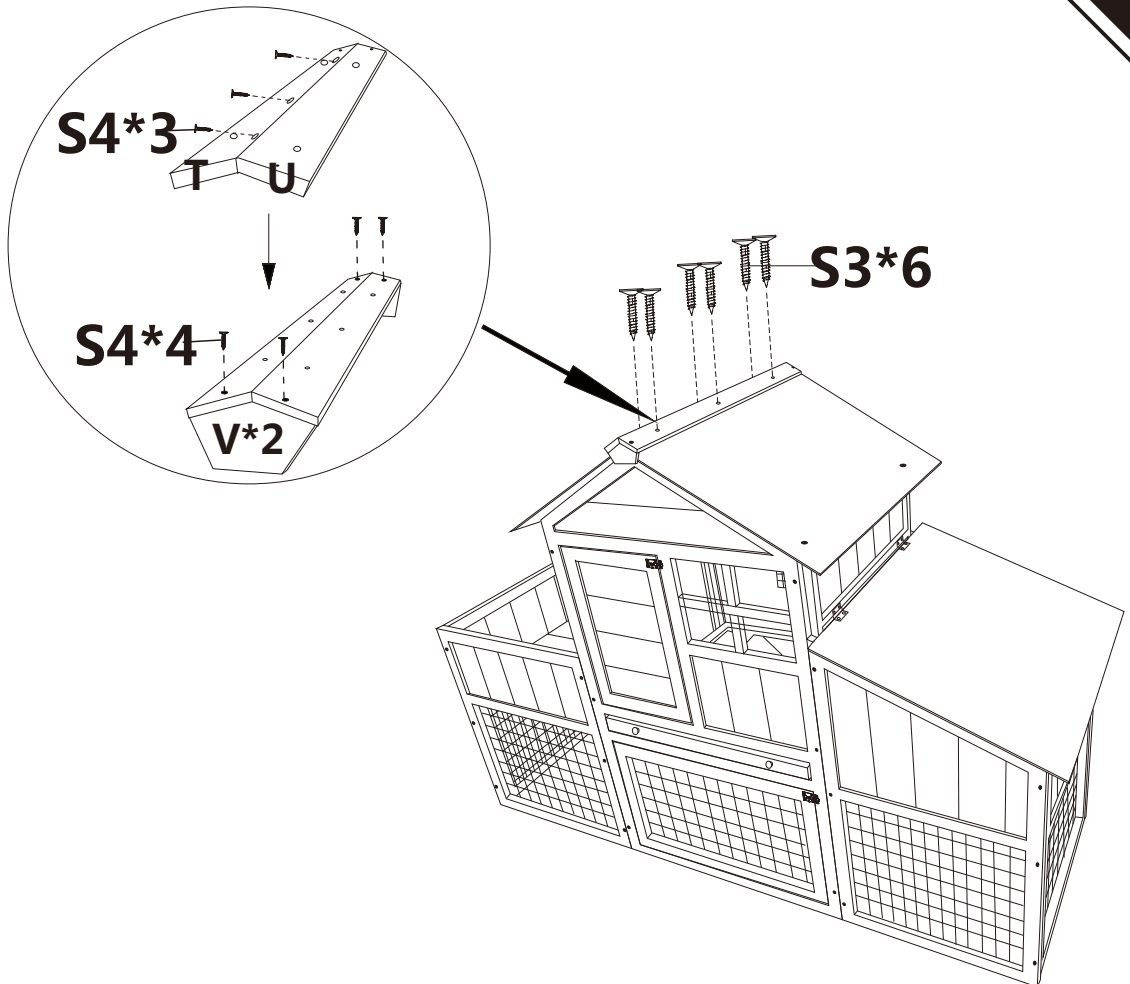
3.0\*18mm

S4\*3


S4\*4

V\*2

S3\*6



16



W x04



X x02



S4 x18

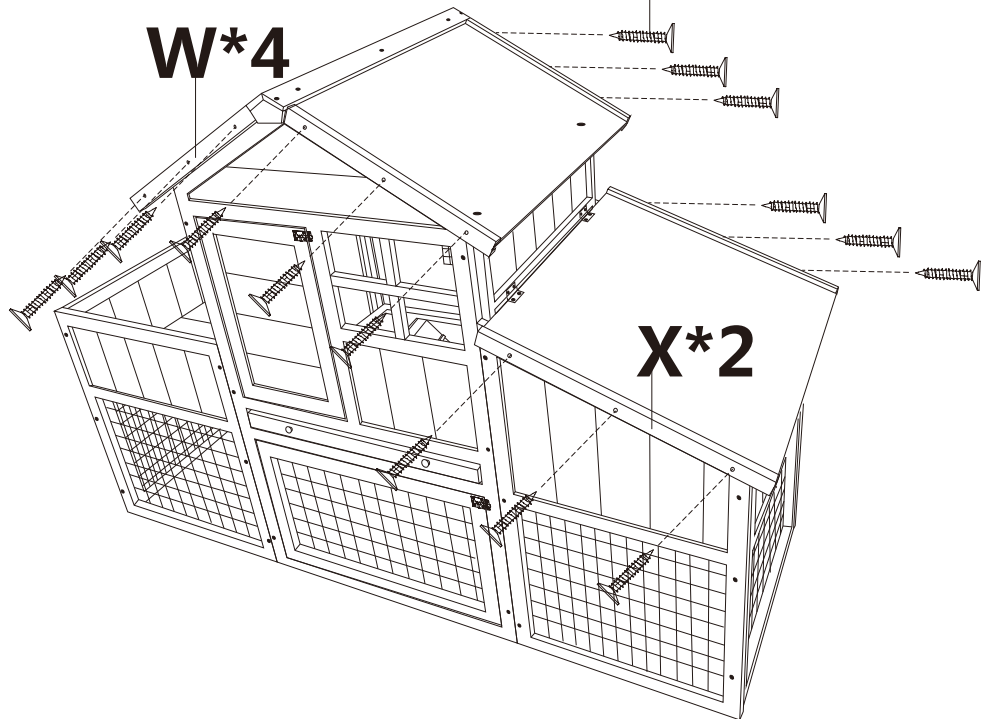


3.0\*18mm

S3\*18

W\*4

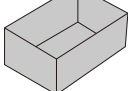
X\*2



17



Y x01



S7 x12



S12 x02

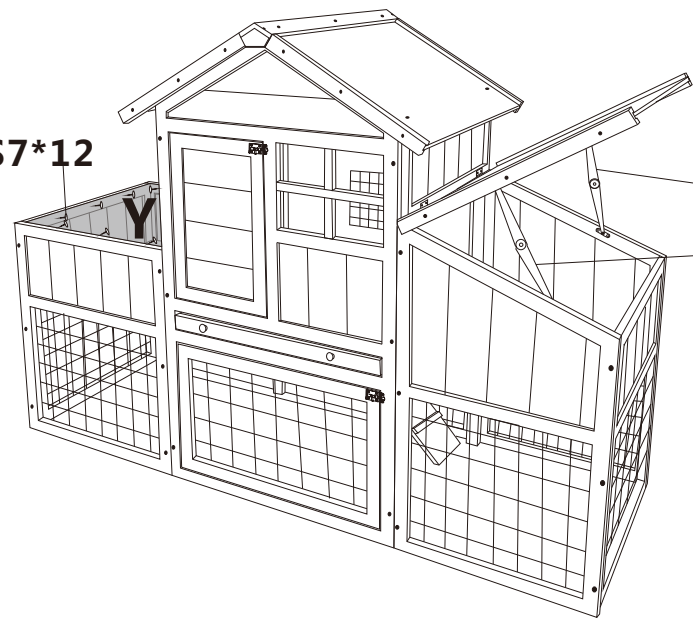


S6 x08



2.0\*10mm

S7\*12



S12 x2

S6\*4

Done

**US**

Imported by Aosom LLC  
27150 SW Kinsman Rd Wilsonville, OR 97070 USA  
MADE IN CHINA

**CA**

Imported by Aosom Canada Inc.  
1251 Tapscott Road, Unit 101, Scarborough, Ontario Canada M1X 1S9  
MADE IN CHINA

Importé par Aosom Canada Inc.  
1251 Rue Tapscott, Unité 101, Scarborough, Ontario Canada M1X 1S9  
FABRIQUÉ EN CHINE

**EN**

IMPORTER ADDRESS:  
MH STAR UK LTD  
Unit 27, Perivale Park,  
Horsenden lane South  
Perivale, UB6 7RH  
MADE IN CHINA

**FR**

ADRESSE D'IMPORTATION:  
MH FRANCE  
2 Rue Maurice Hartmann  
92130 Issy Les Moulineaux  
France  
FABRIQUÉ EN CHINE

**ES**

IMPORTADOR:  
SPANISH AOSOM, S.L.  
C/ROC GROS,Nº15.08550, ELS HOSTALETS DE BALENYÀ, SPAIN.  
B66295775  
WWW.AOSOM.ES  
ATENCIONCLIENTE@AOSOM.ES  
TEL: 931294512  
HECHO EN CHINA

**PT**

SPANISH AOSOM, S.L  
C.ROC GROS N.15, 08550. ELS HOSTALETS DE BALENYÀ  
TEL: 931294512 (SEG-SEX DAS 7:30H ÀS 16:30H)  
INFO@AOSOM.PT  
WWW.AOSOM.PT

**DE**

ADRESSE DES IMPORTEURS:  
MH Handel GmbH  
Wendenstraße 309  
D-20537 Hamburg  
Germany  
IN CHINA HERGESTELLT

**IT**

IMPORTATO DA:  
AOSOM Italy srl  
Centro Direzionale Milanofiori  
Strada 1 Palazzo F1  
20057 Assago (MI)  
P.I.: 08567220960  
FATTO IN CINA