

EN_ IMPORTANT, RETAIN FOR FUTURE REFERENCE: READ CAREFULLY.

FR_ IMPORTANT: A LIRE ATTENTIVEMENT ET À CONSERVER POUR CONSULTATION ULTÉRIEURE.

ES_ IMPORTANTE, LEA Y GUARDE PARA FUTURAS REFERENCIAS.

PT_ IMPORTANTE, RETER PARA REFERÊNCIA FUTURA: LEIA ATENTAMENTE.

DE_ WICHTIG! SORGFÄLTIG LESEN UND FÜR SPÄTER NACHSCHLAGEN AUFBEWAHREN.


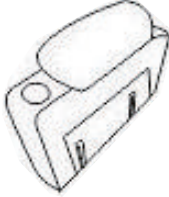
IT_ IMPORTANTE! CONSERVARE IL PRESENTE MANUALE PER FUTURO RIFERIMENTO E LEGGERLO ATTENTAMENTE.


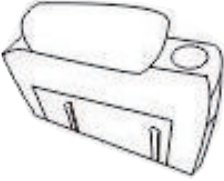
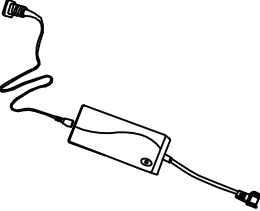

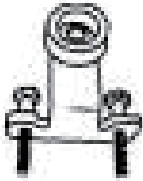
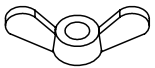
Dear customer,

Thank you for purchasing this product. So that your appliance serves you well, please read all the instructions in this user's manual. If you have any questions, please contact our customer care center, Our contact details are below:

Country	Phone	Email
US	001-877-644-9366	customerservice@aosom.com

PACKING DETAILS: TOTAL 2 BOXES

BOX 1-2		B x 1
		C x 1

BOX 2-2		A x 1
		D x 1
		E x 1
		F x 1
		G x 2
		H x 4

IMPORTANT, RETAIN FOR FUTURE REFERENCE: READ CAREFULLY.

Only for domestic use

Instructions for use:

- *Put the chair stably on a flat floor.
- *Building the chairs in good condition.
- *Stay away from open flames.
- *Avoid the overload at the chair.

Precautions before assembly:

- *Prepare a clean and dry mounting area.
- *Verify that the product is not damaged.
- *Check that none of the pieces are missing.

Maintenance:

- *Clean with a soft fabric.
- *Regularly remove leaves and / or water collected on the canvas.
- *Check the seating regularly.

Storage conditions:

- *The fabric should be stored completely dry, in a clean and dry place to avoid the risks of mold.

Beware of crushing and cutting hazards during assembly.

The manufacturer declines all responsibility in case of damages due to a bad installation or withering.

If the seating is fitted with powered seat height adjustments, only trained personnel may replace or repair those components.



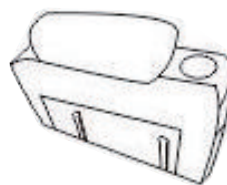
A x 1



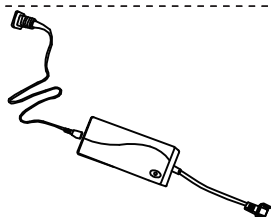
B x 1




C x 1



D x 1



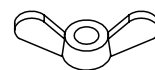
E x 1



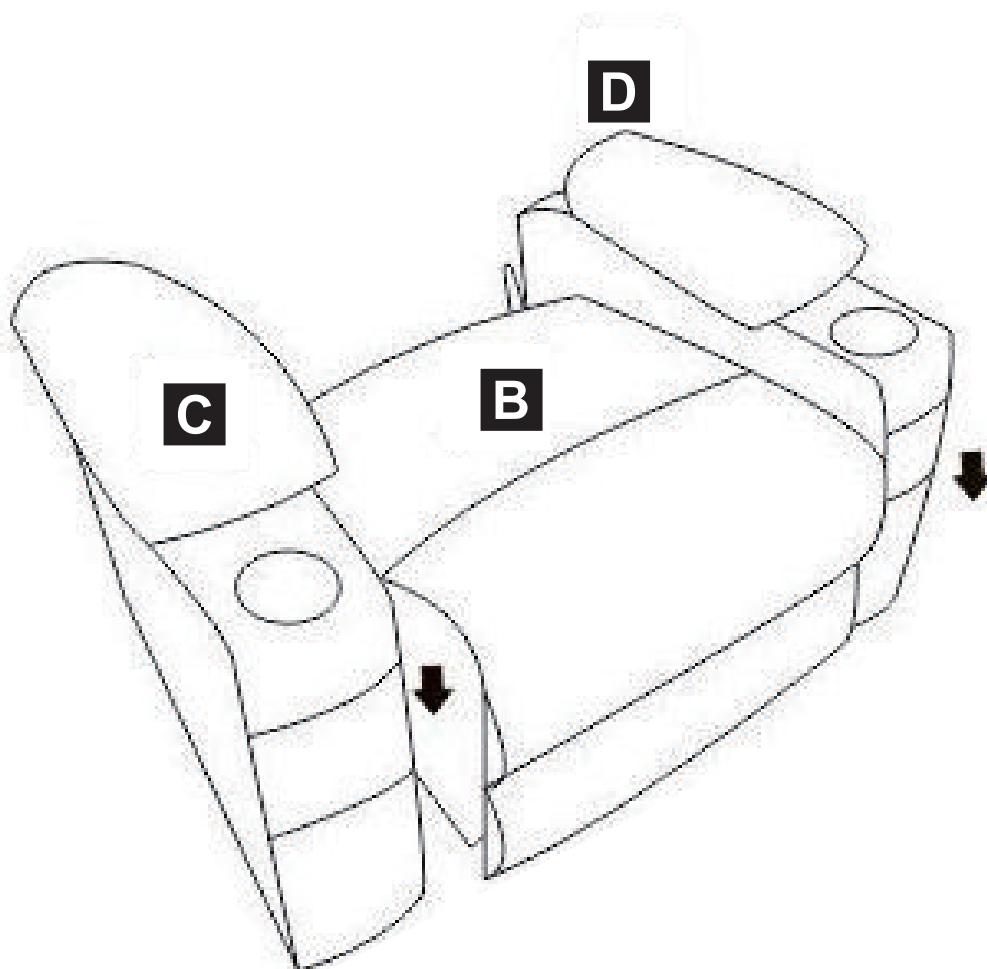
F x 1



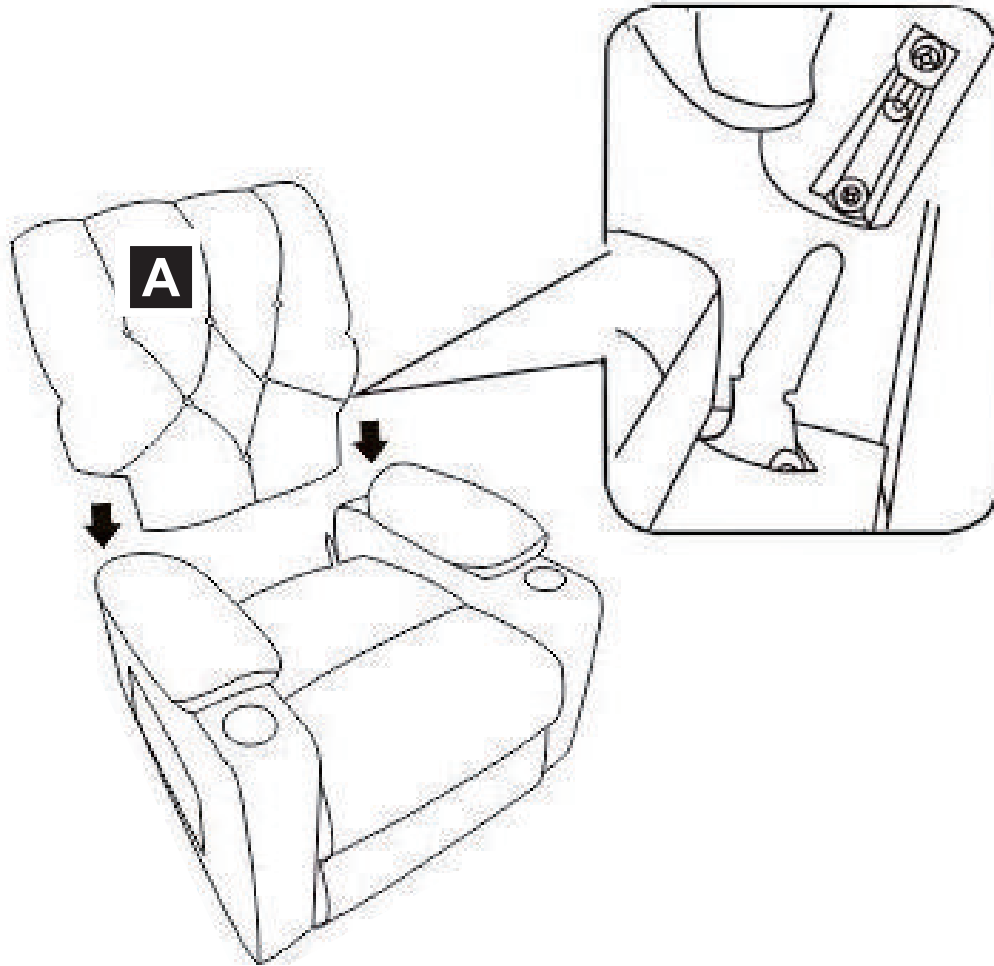
G x 2



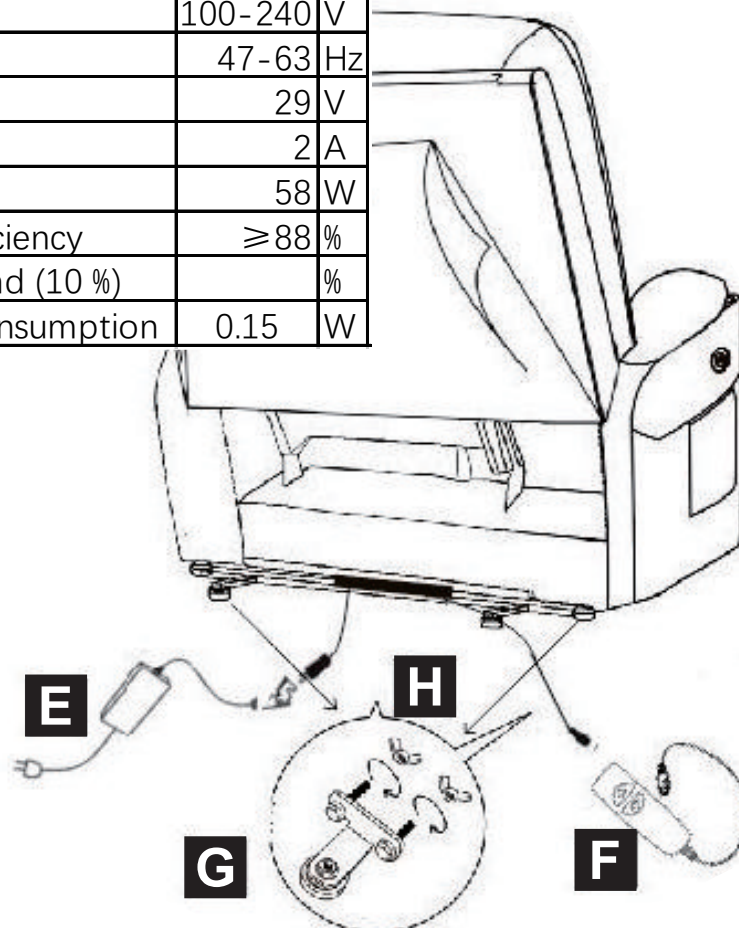
H x 4




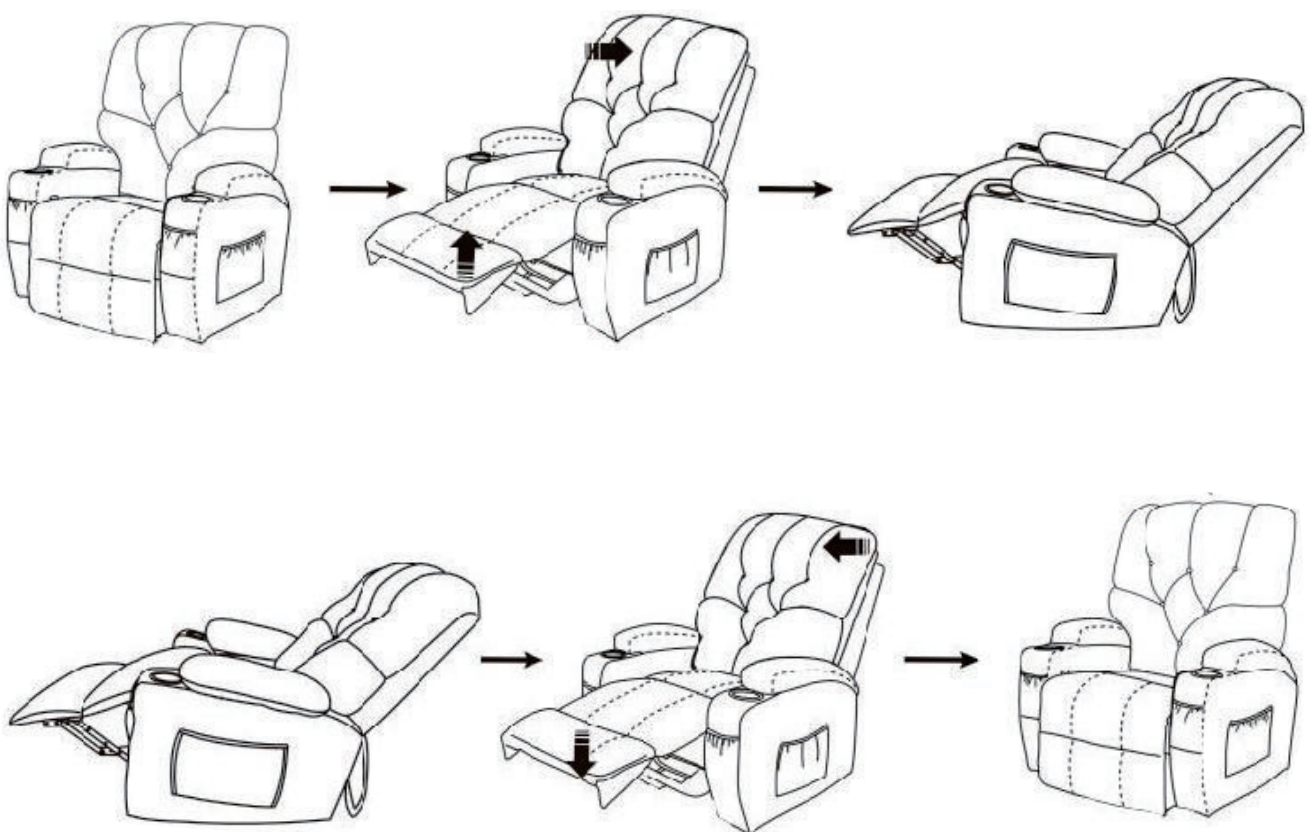
01



Input voltage	100-240 V
Input AC frequency	47-63 Hz
Output voltage	29 V
Output current	2 A
Output power	58 W
Average active efficiency	$\geq 88\%$
Efficiency at low load (10 %)	%
No-load power consumption	0.15 W



How do you use the remote control for the sitting/lying position?



▲ Backrest down and footrest up. (reclining position)

▼ Backrest straight and foot section down. (sitting position)