



Electric Fireplace Heater

*The product is only suitable for well-insulated spaces and occasional use.

Model	Voltage	Frequency	Power
YH-18B	220-240V~	50Hz	1400-1600W


IMPORTANT, RETAIN FOR FUTURE REFERENCE: READ CAREFULLY

MANUAL INSTRUCTION

Features of the product:

This is an emulational flame electric fireplace. The theory of the product is to use a fan to flow the hot air heated by the heating elements in order to achieve the effect of indoor heating.

Safety advice

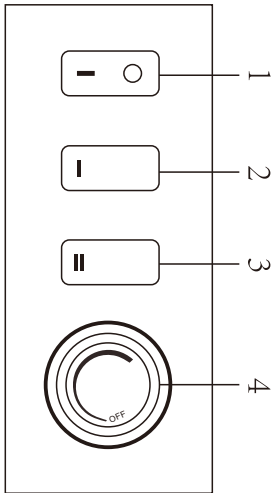
1. The product cannot be used outdoors.
2. Do not block the fireplace vent in anyway – it could overheat, causing a fire hazard.
3. Keep furniture, curtains and other flammable materials at least one metre away from this unit.
4. If there any faults or damages, unplug this unit immediately.
5. If the unit has not been used for a while, ensure the power is off.
6. Do not place the power cord in front of the fireplace.
7. It is NOT recommended to use this unit on any type of carpet or rug.
8. Dispose of packaging properly and carefully. Plastic materials can cause environmental pollution.
9. The product must be connected to the ground.
10. The fireplace must be used under the AC voltage rating.
11.  **WARNING:** In order to avoid overheating, do not cover the heater
12. Do not place the heater directly below a socket outlet.
13. Do not use this heater in the immediate surroundings of a bath, shower or swimming pool.
14. Under guided supervision, this appliance can be used by children aged eight years and above, provided they understand the potential risks and hazards. Under guided supervision, the appliance can be used by persons with disabilities or persons without experience, provided they understand the potential risks and hazards.
15. Children must not play with the appliance. Children should not clean or maintain this appliance.
16. To avoid a hazard due to inadvertent resetting of the thermal cutout, this appliance must not be supplied through an external switching device, such as a timer, or connected to a circuit that is regularly switched on and off by the utility.
17. If the supply cord is damaged, it must be replaced the manufacturer, its service agent or a similarly qualified person to avoid a hazard.
18. **WARNING:** This heater is not equipped with a device to control the room temperature. Do not use this heater in small rooms when they are occupied by persons not capable of leaving on their own, unless constant supervision is provided.
19. Children from three years and less than eight years, shall only switch on/off the appliance, provided it has been placed in its intended position and they have been given supervision or instruction concerning the use of the appliance, understanding the hazards involved. Small children must not plug in, regulate, clean or maintain this appliance.
20. **CAUTION** – Some parts of this product can become very hot and cause burns. Particular attention must be given when children and vulnerable people are present.
21. This product is fitted with a thermostatic room temperature control.

Only for UK:

- A. Do not use two high-power appliances in the same socket.
- B. The plug needs to be plugged in fully.
- C. Product socket cannot use extension cord.

The socket needs to be conformed to BS1363, the maximum withstand current value needs to be greater than 13A.


Instructions to use



1. Power on or off with flame effect
2. Provides 800 watts of heat output operation.
3. Provides 1600 watts of heat output operation (can not operate without press switch 2)
4. Thermostat control knob (TEMPERATURE SETTING)

Installation of feet

Take out the whole machine, and put it on the flat table in order to avoid machine scratching, then take the feet out of the plastic bag and connector (as shown in the picture), the four foot could be turned and fixed.



Overheating safe device

If the heater stops working, turn the heater off and inspect the blockage of inlet or outlet. Disconnect the plug and wait at least 10 minutes for the protection system to reset before attempting to restart the heater. If the safe device still switches the heater off and makes the heater fail to operate, take the heater to your nearest service center for examination or repair.

Attention: before restarting the heater, the plug must be disconnected for at least 10 minutes

Table for information requirements for electric local space heaters.


Table for information requirements for electric local space heaters.

Model identifier(s): 820-353V70BK					
Item	Symbol	Value	Unit	Item	Unit
Heat output			Type of heat input, for electric storage local space heaters only (select one)		
Nominal heat output	P _{nom}	1.4-1.6	kW	Manual heat charge control with integrated thermostat	[no]
Minimum heat output (indicative)	P _{min}	N/A	kW	Manual heat charge control with room and/or outdoor temperature feedback	[no]
Maximum continuous heat output	P _{max}	N/A	kW	Electronic heat charge control with room and/or outdoor temperature feedback	[no]
Auxiliary electricity consumption			Fan assisted heat output		[no]
At nominal heat output	e _{lmax}	N/A	kW	Type of heat output/room temperature control (select one)	
At minimum heat output	e _{lmin}	N/A	kW	Single stage heat output and no room temperature control	[no]
In standby mode	e _{lSB}	N/A	W	Two or more manual stages, no room temperature control	[no]
				With mechanic thermostat room temperature control	[yes]
				With electronic room temperature control	[no]
				Electronic room temperature control plus day timer	[no]
				Electronic room temperature control plus week timer	[no]
				Other control options (multiple selections possible)	
				Room temperature control, with presence detection	[no]
				Room temperature control, with open window detection	[no]
				With distance control option	[no]
				With adaptive start control	[no]
				With working time limitation	[no]
				With black bulb sensor	[no]
Contact details:	IMPORTER ADDRESS: MH STAR UK LTD Unit 27, Perivale Park, Horsenden lane South Perivale, UB6 7RH MADE IN CHINA				
Remark: For electric local space heaters, the measured seasonal space heating energy efficiency η_s cannot be worse than the declared value at the nominal heat output of the unit.					

Cleaning

1. Always disconnect the appliance from the main supply before cleaning.
2. Clean the outside of the heater by wiping with a damp or dry cloth.
3. Do not use petroleum, any other detergent or chemical solvent to clean the heater.
4. When the heater is not used for a long time, it should be protected from dust and stored in a clean dry place.

Disposal



Environmental Protection

Waste electrical production should not be disposed of with household waste. Please recycle where facilities exist. Check with your Local Authority or retailer for recycling advice.

If you have any questions, please contact our customer care center.
Our contact details are below:



0044-800-240-4004



enquiries@mhstar.co.uk

IMPORTER ADDRESS:
MH STAR UK LTD
Unit 27, Perivale Park,
Horsenden lane South
Perivale, UB6 7RH
MADE IN CHINA

