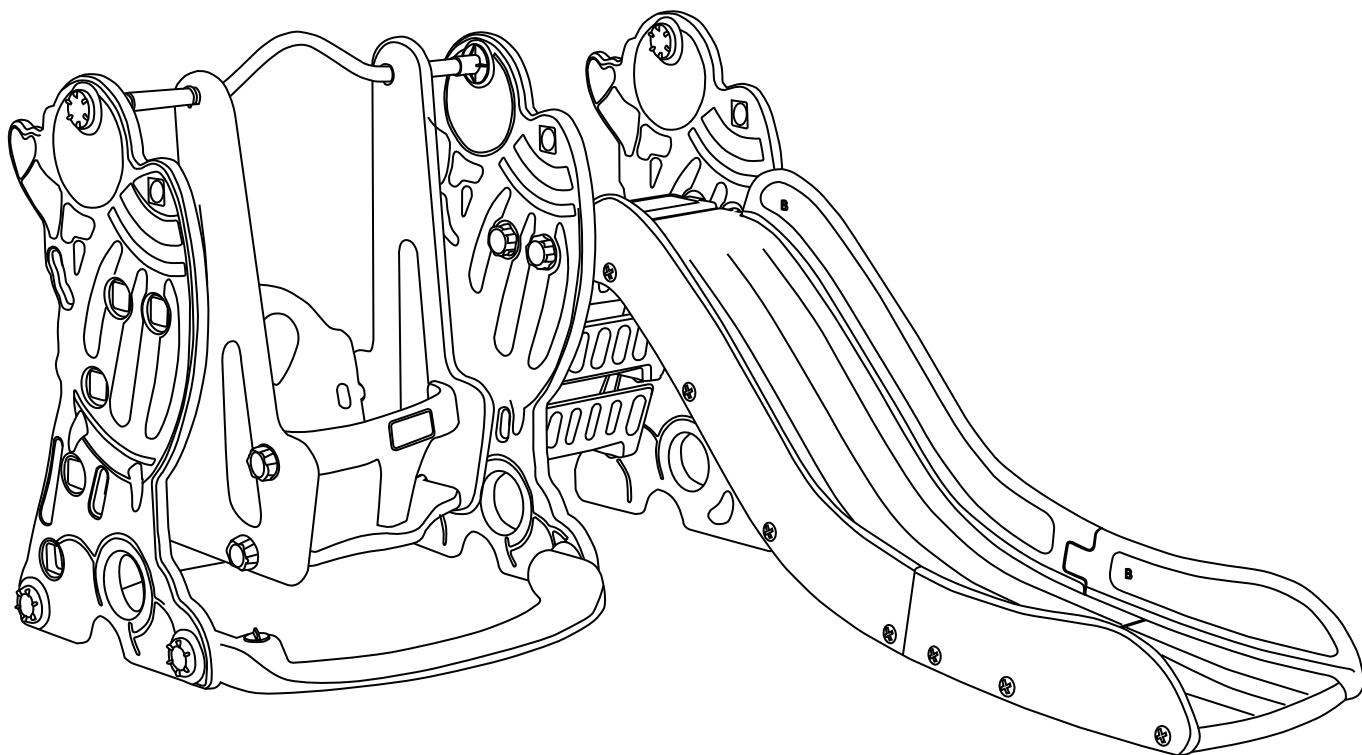


AIYAPLAY

IN230600488V01_UK_FR_DE_ES_IT

331-038V00



**CE UK
CA**



EN: **WARNING:** Certification Age: 18+ months; Max weight: 30 kg.

DE: **WARNUNG:** Zertifizierungsalter: 18+ Monate; Max. Gewicht: 30 kg.

FR: **ATTENTION:** Âge de certification: 18+ mois; Poids maximum: 30 kg.

ES: **ADVERTENCIA:** Edad de certificación: 18+ meses; Peso máximo: 30 kg.

IT: **ATTENZIONE:** Età di certificazione: 6+ mesi; Peso massimo: 30 kg.

EN_IMPORTANT, RETAIN FOR FUTURE REFERENCE: READ CAREFULLY.

**FR_IMPORTANT : A LIRE ATTENTIVEMEN ET A CONSERVER POUR VOUS Y REFERER
ULTERIEUREMENT**

ES_IMPORTANTE, LEA Y GUARDE PARA FUTURAS REFERENCIAS.

DE_WICHTIG! SORGFÄLTIG LESEN UND FÜR SPÄTER NACHSCHLAGEN AUFBEWAHREN.

**IT_IMPORTANTE! CONSERVARE IL PRESENTE MANUALE PER FUTURO RIFERIMENTO E
LEGERLO ATTENTAMENTE.**

EN

WARNING:

1. Only allowed for adults to install, keep children away.
2. To be used under the direct supervision of an adult.
3. Keep away from fire! Keep away from water!

MAINTENANCE & CARE

- A. Keep all instructions and parts relating to this product for future reference.
- B. If any problem occurred, please sent it to qualified maintainer.
- C. Clean your toy with a clean damp cloth.

FR

AVERTISSEMENT :

1. Installation par des adultes uniquement, tenir les enfants à l'écart.
2. À utiliser sous la surveillance directe d'un adulte.
3. Loin du feu ! Loin de l'eau !

ENTRETIEN ET MAINTENANCE

- A. Conservez toutes les instructions et les pièces relatives à ce produit pour pouvoir vous y référer ultérieurement.
- B. Si un problème survient, veuillez l'envoyer à un technicien qualifié.
- C. Nettoyez votre jouet avec un chiffon propre et humide.

DE

WARNUNG:

1. Die Montage darf nur von Erwachsenen vorgenommen werden, halten Sie Kinder fern.
2. Es ist unter der direkten Aufsicht eines Erwachsenen zu verwenden.
3. Halten Sie es von Feuer fern! Halten Sie es von Wasser fern!

WARTUNG & PFLEGE

- A. Bewahren Sie alle Anweisungen und Teile, die sich auf dieses Produkt beziehen, zur späteren Verwendung auf.
- B. Bei Auftreten eines Problems, suchen Sie bitte eine qualifizierten Werkstatt auf.
- C. Reinigen Sie das Spielzeug mit einem sauberen, feuchten Tuch.

ADVERTENCIA:

1. La instalación sólo se puede realizar por los adultos, mantenga a los niños alejados al instalar el producto.
2. El producto debe ser utilizado bajo la supervisión directa de un adulto.
3. ¡Mantenga el producto alejado del fuego y del agua!

MANTENIMIENTO Y CUIDADO

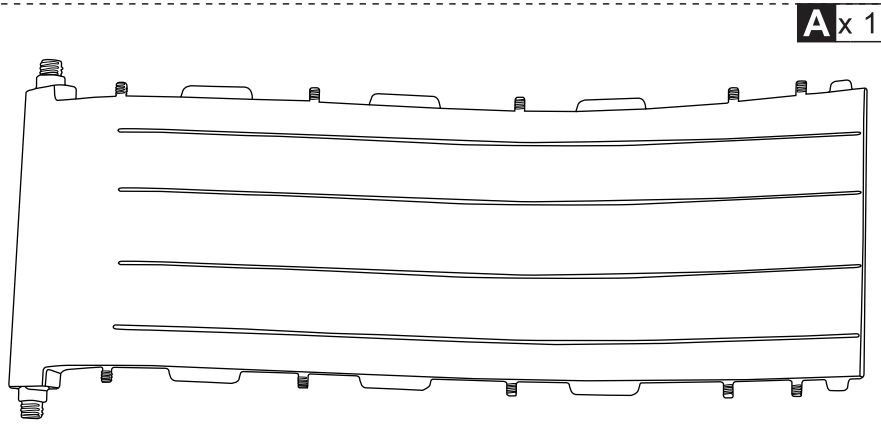
- A. Guarde todas las instrucciones y piezas relativas juntas con este producto para las referencias futuras.
- B. Si tiene algún problema, envíe el producto a un profesional de mantenimiento cualificado.
- C. Limpie el juguete con un paño húmedo y limpio.

AVVERTENZE:

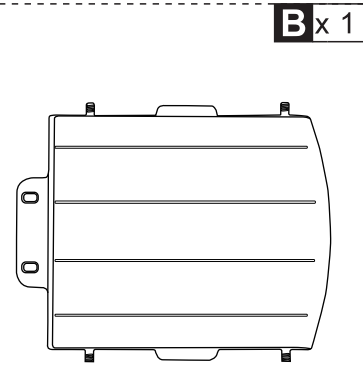
1. Consentito solo agli adulti di installare, tenere lontani i bambini.
2. Da utilizzare sotto la diretta supervisione di un adulto.
3. Tenere lontano dal fuoco! Tenere lontano dall'acqua!

MANUTENZIONE & CURA

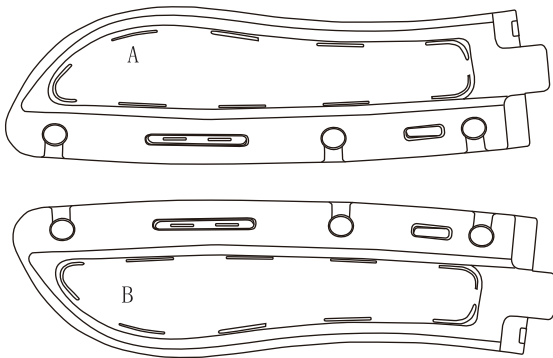
- A. Conservare tutte le istruzioni e le parti relative a questo prodotto per riferimenti futuri.
- B. Se si verifica un problema, chiedere assistenza a un manutentore qualificato.
- C. Pulire il vostro giocattolo con un panno umido pulito.



A x 1

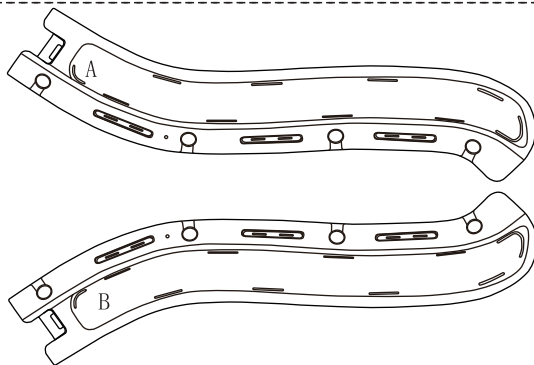
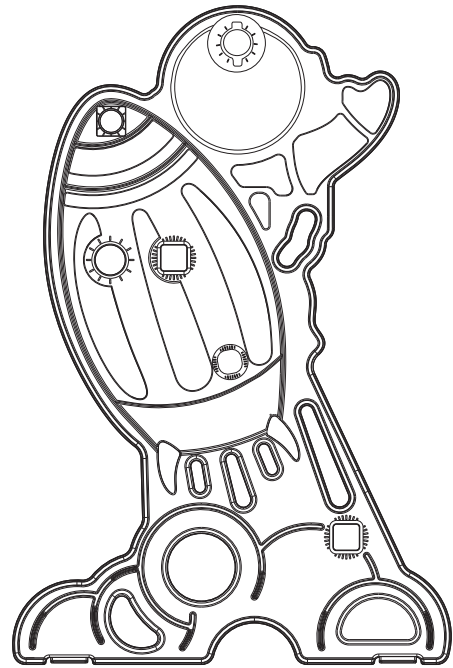


B x 1

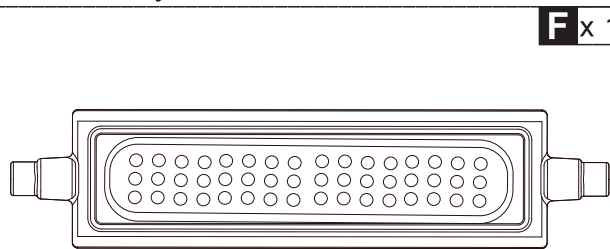


C x 1

E x 3

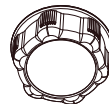


D x 1

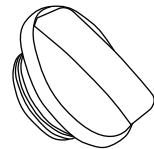


F x 1

G x 17
+1(spare)



H x 2

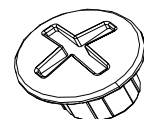
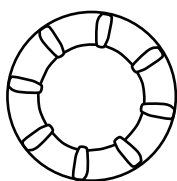


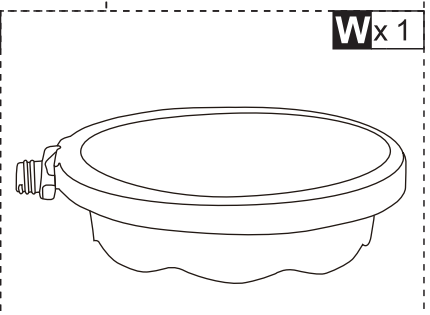
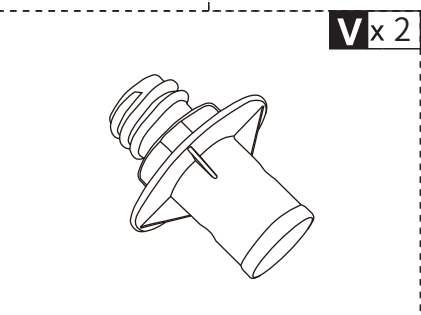
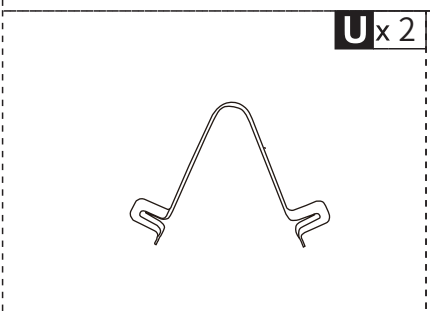
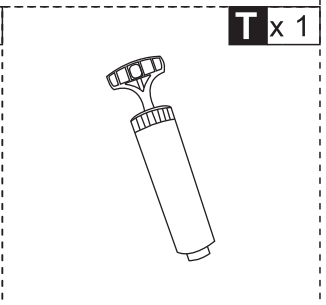
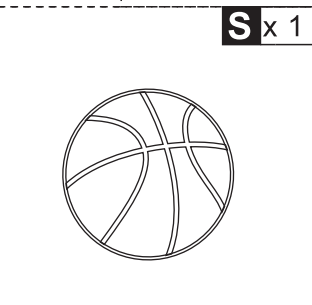
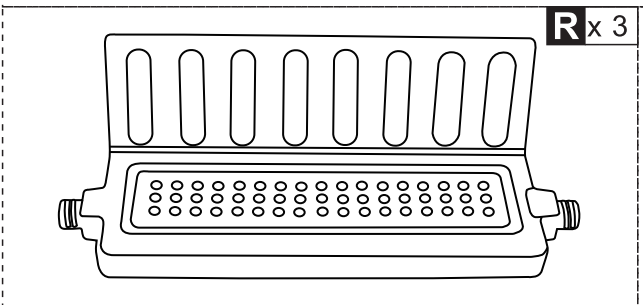
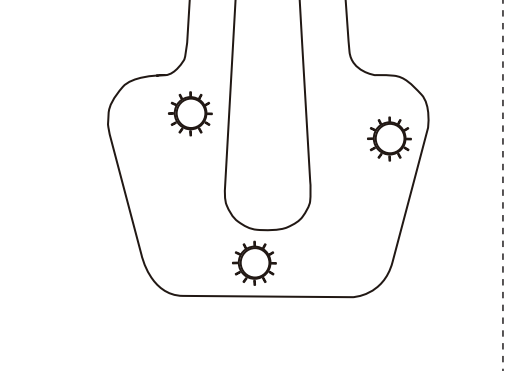
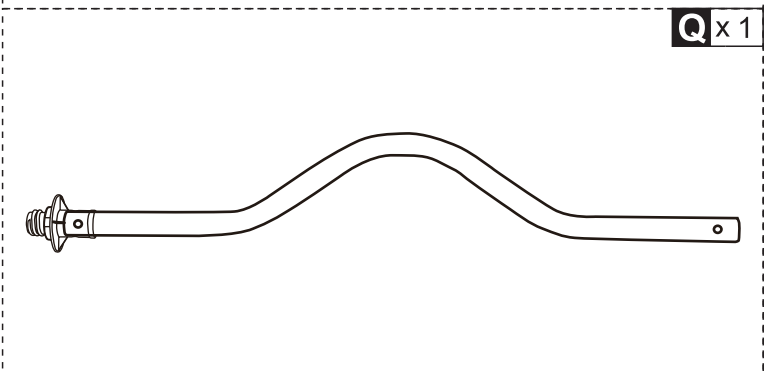
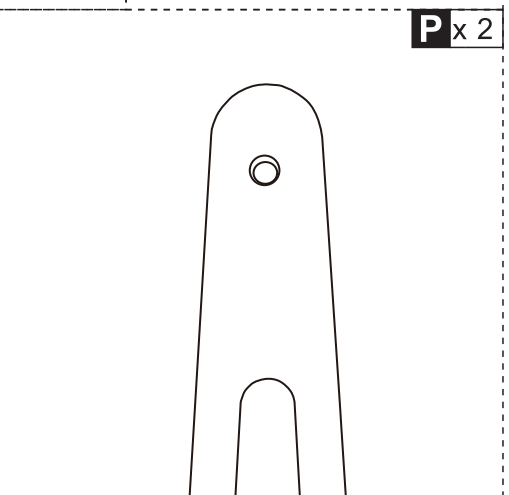
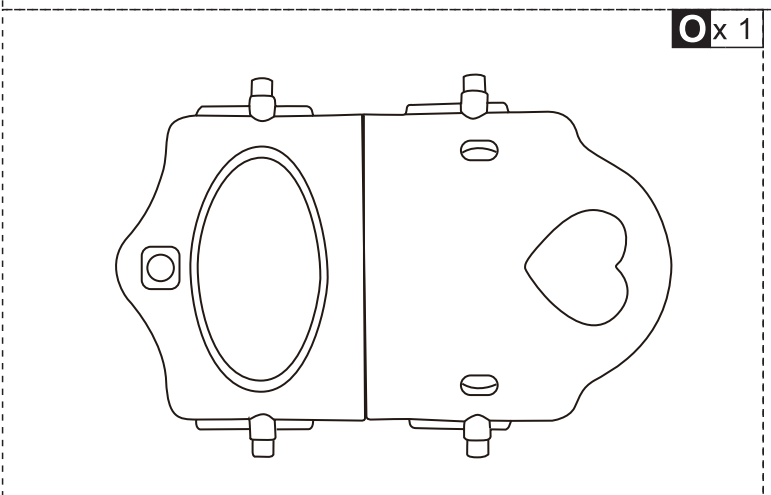
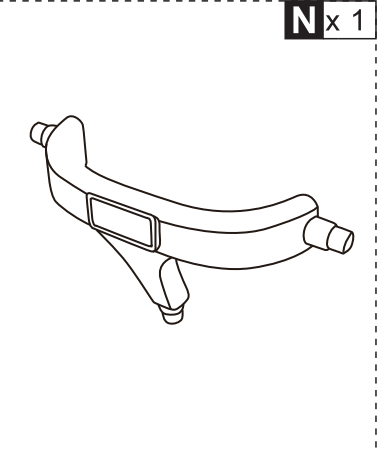
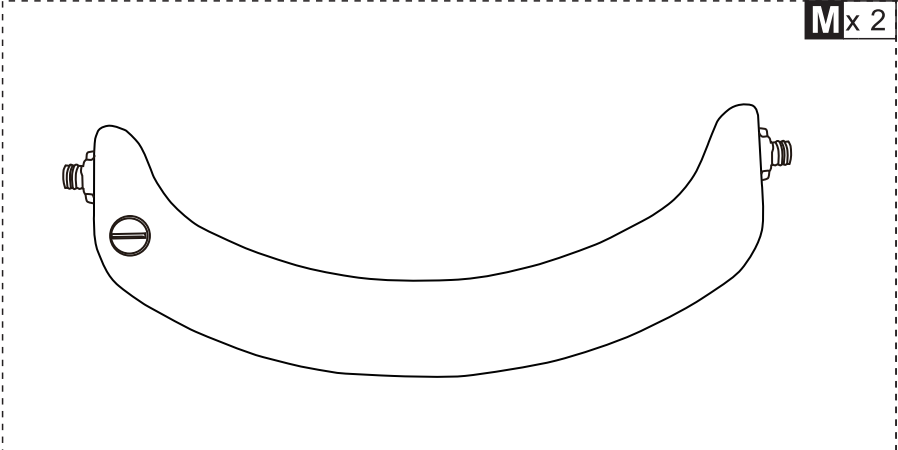
I x 7
+1(spare)

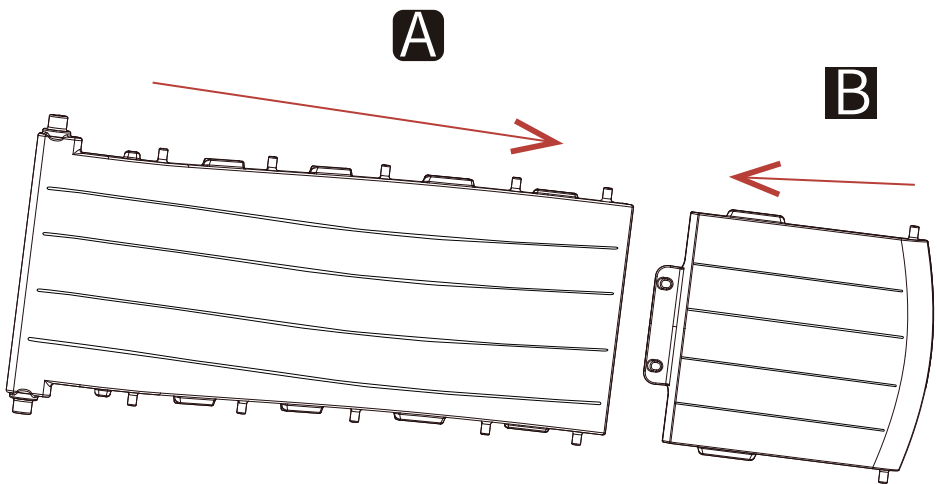
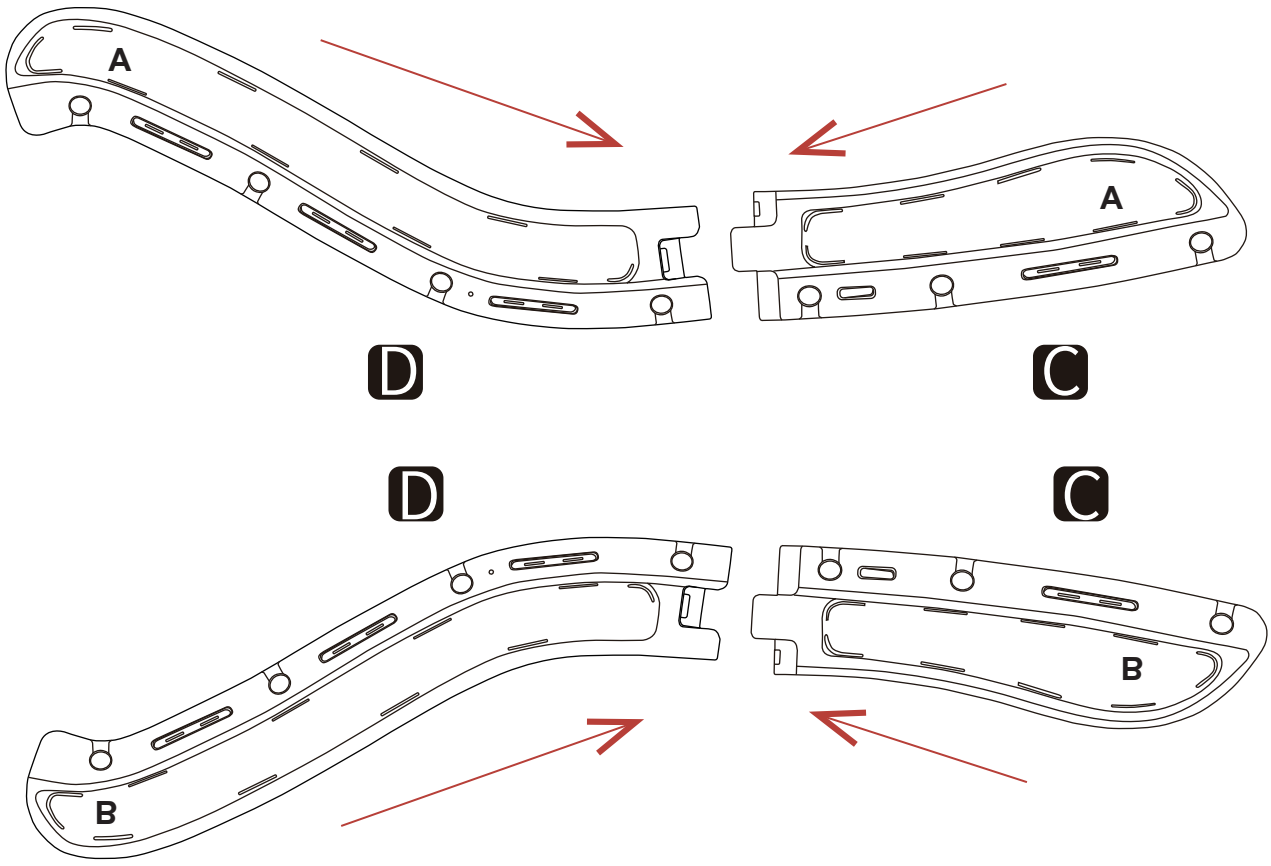
J x 1

K x 4
+2(spare)

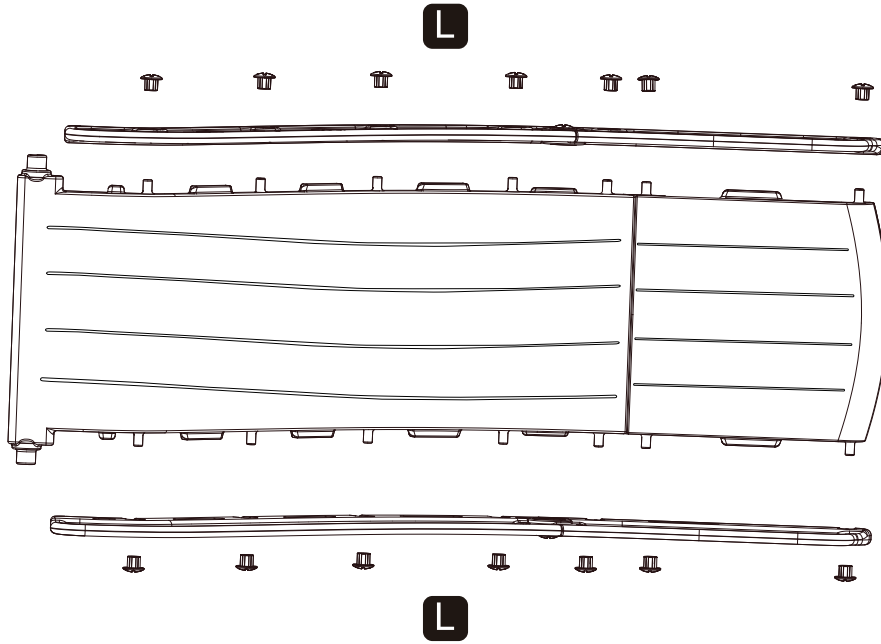
L x 14
+1(spare)



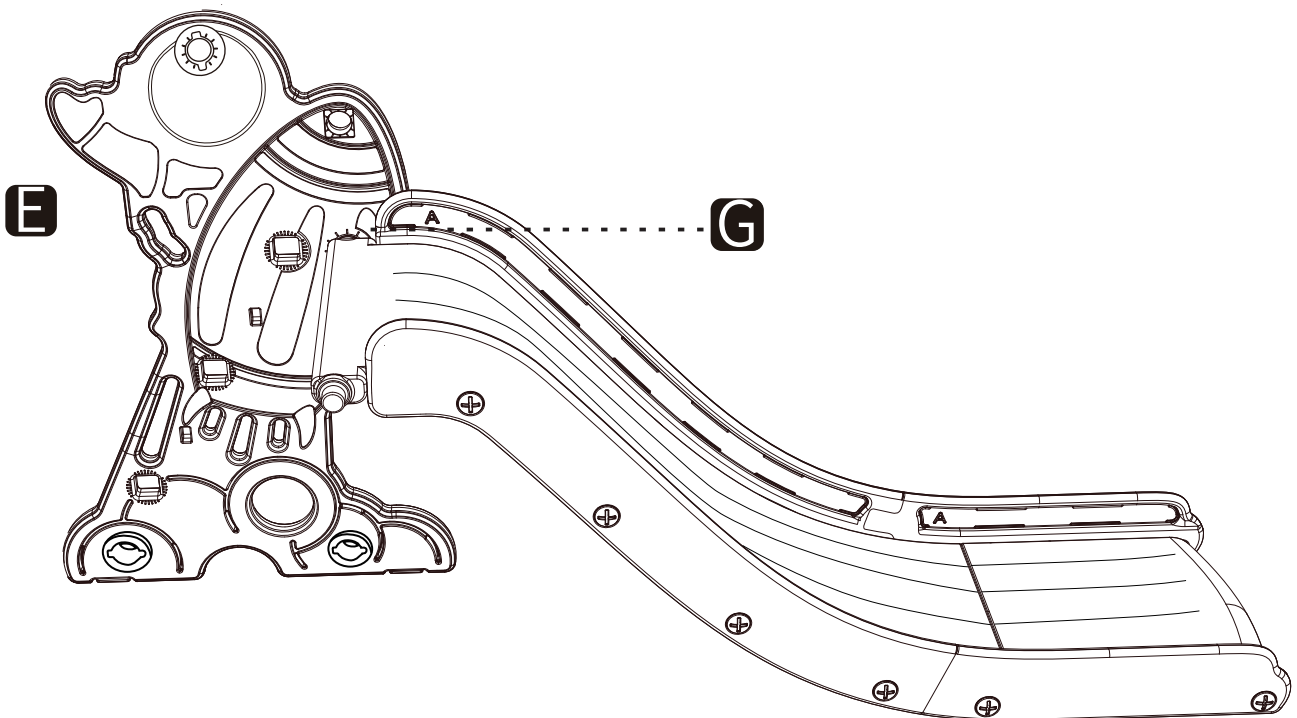




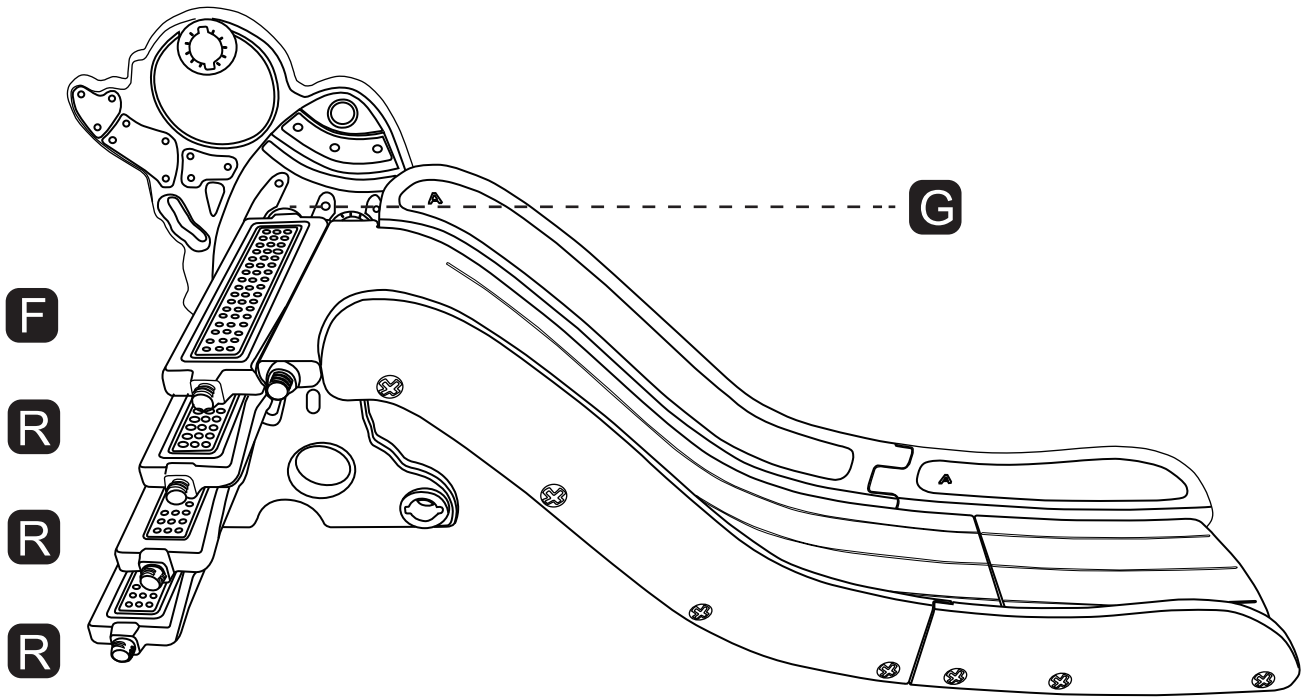
L x14




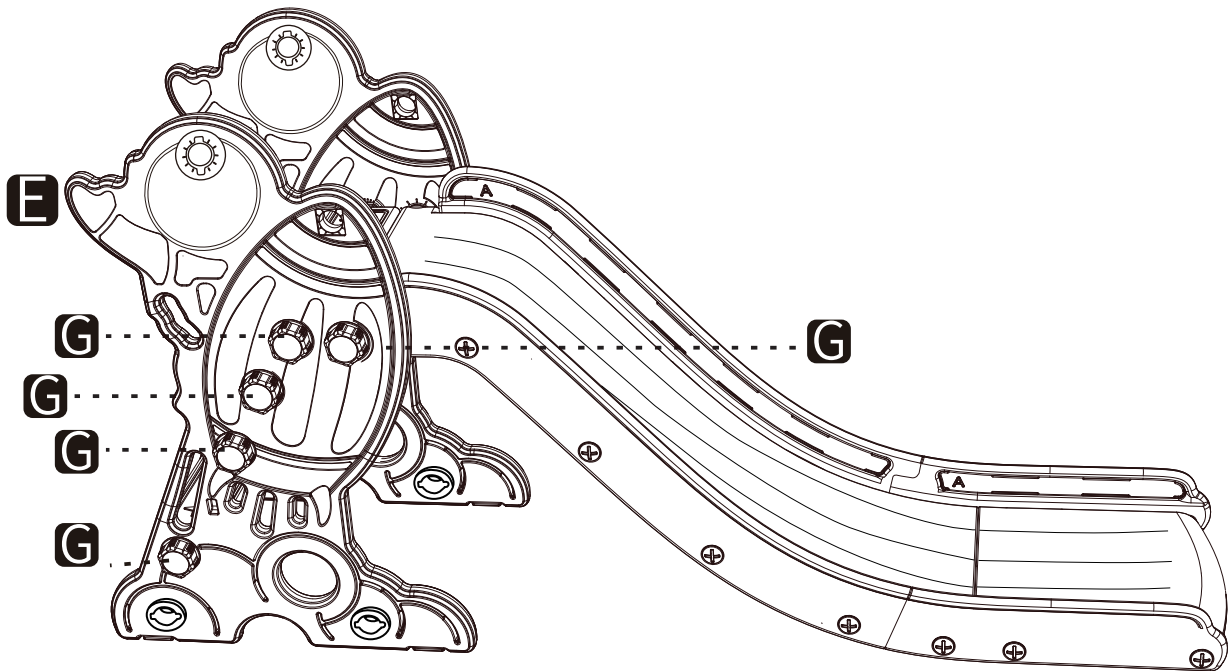
G x1



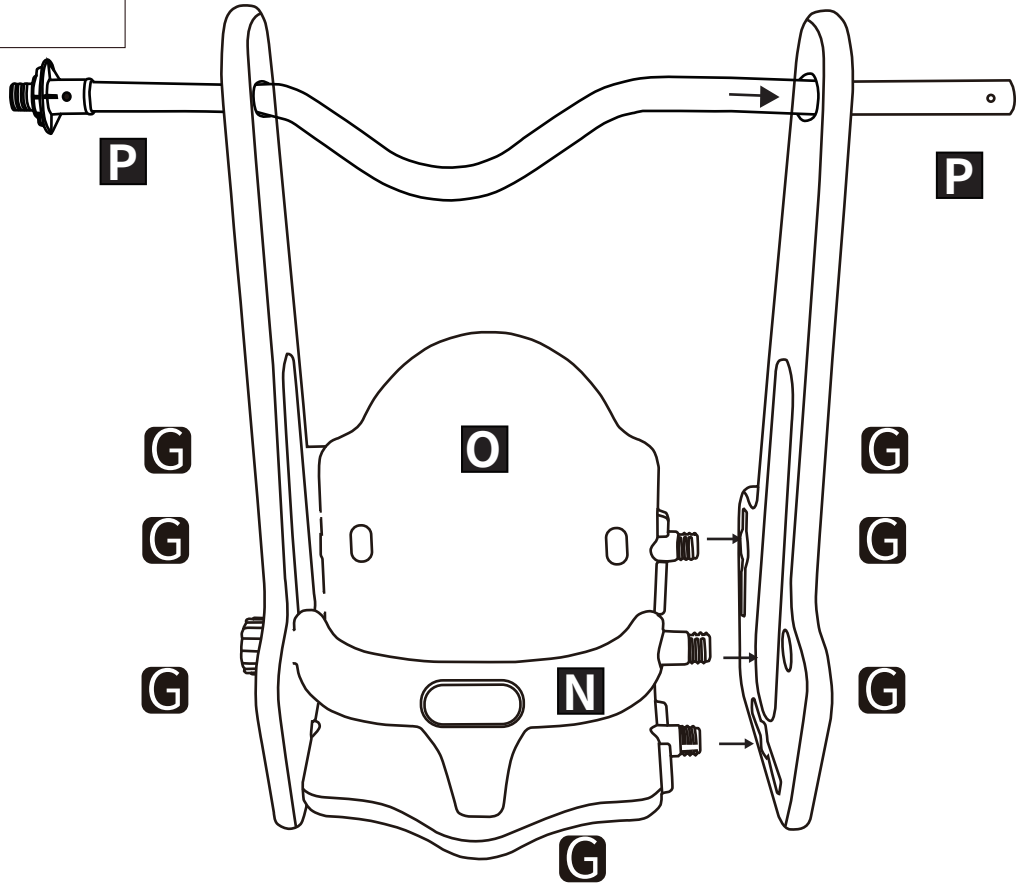
| |
|---|
| G x4 |
|  |



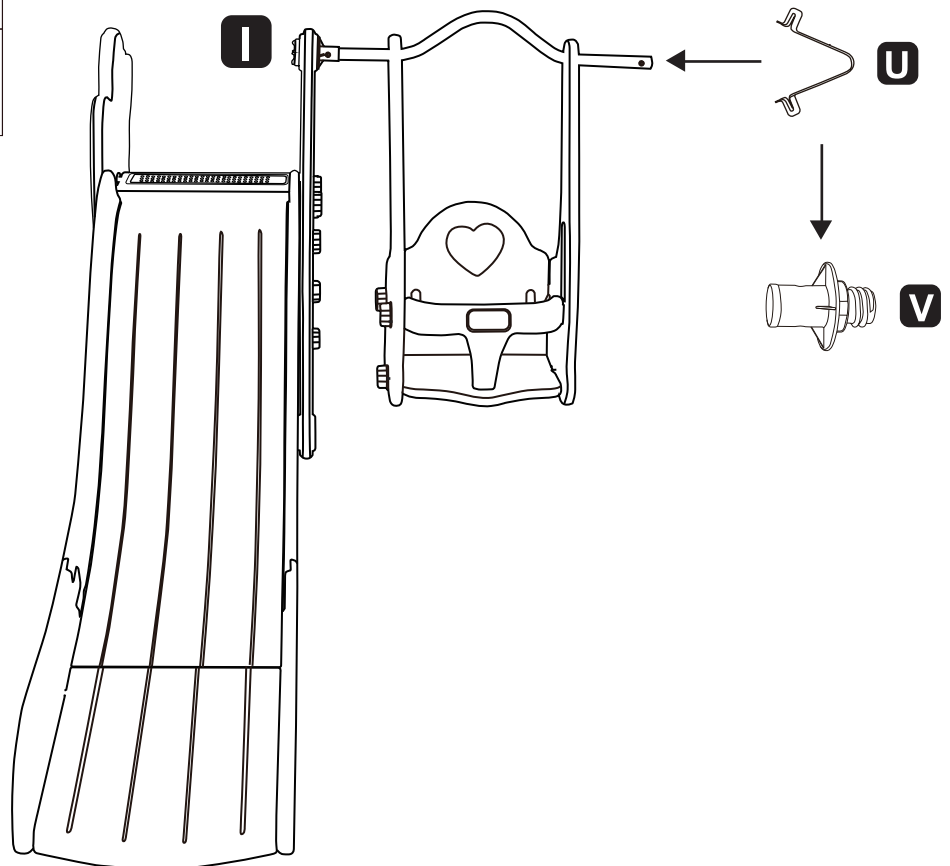
| |
|---|
| G x5 |
|  |





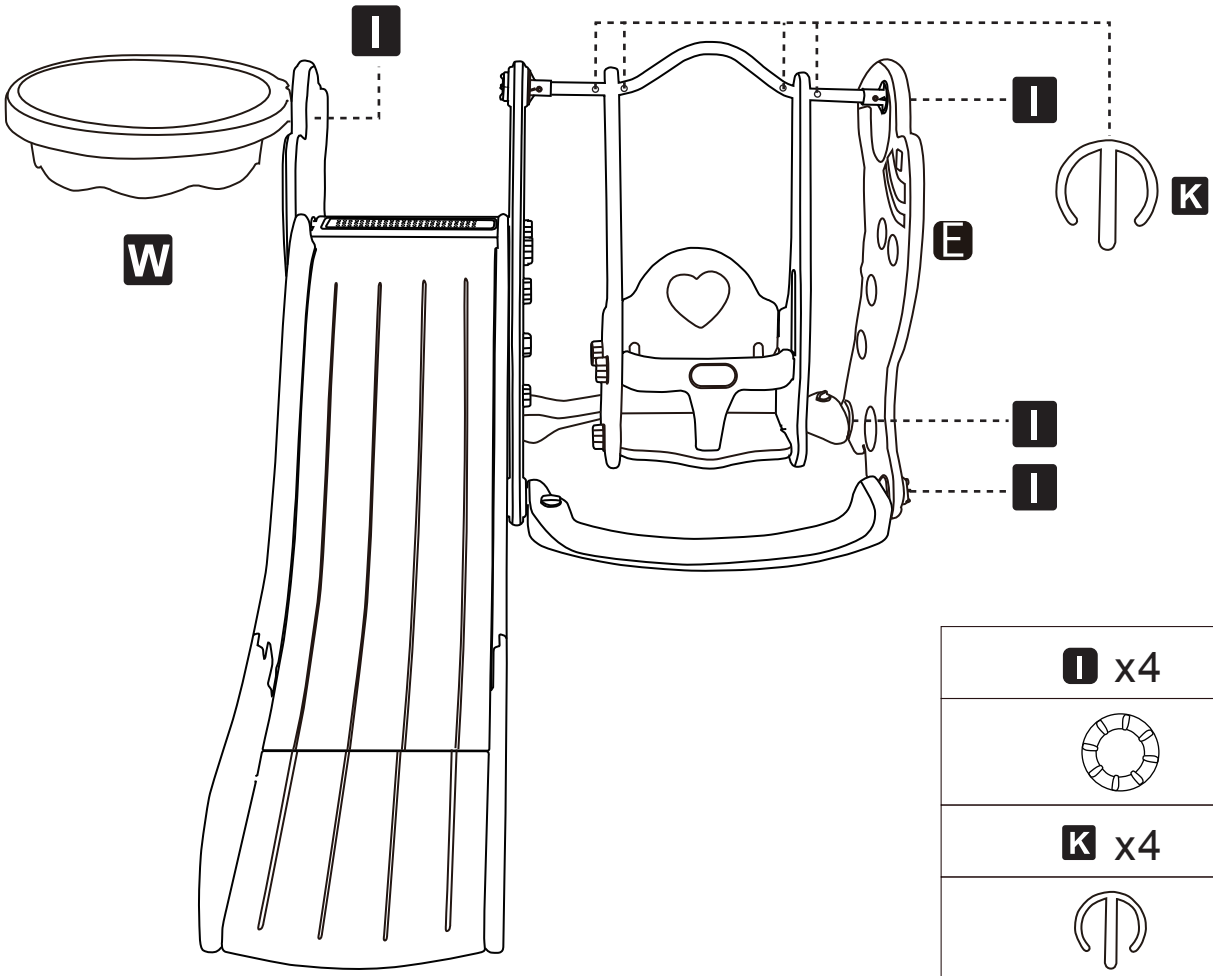
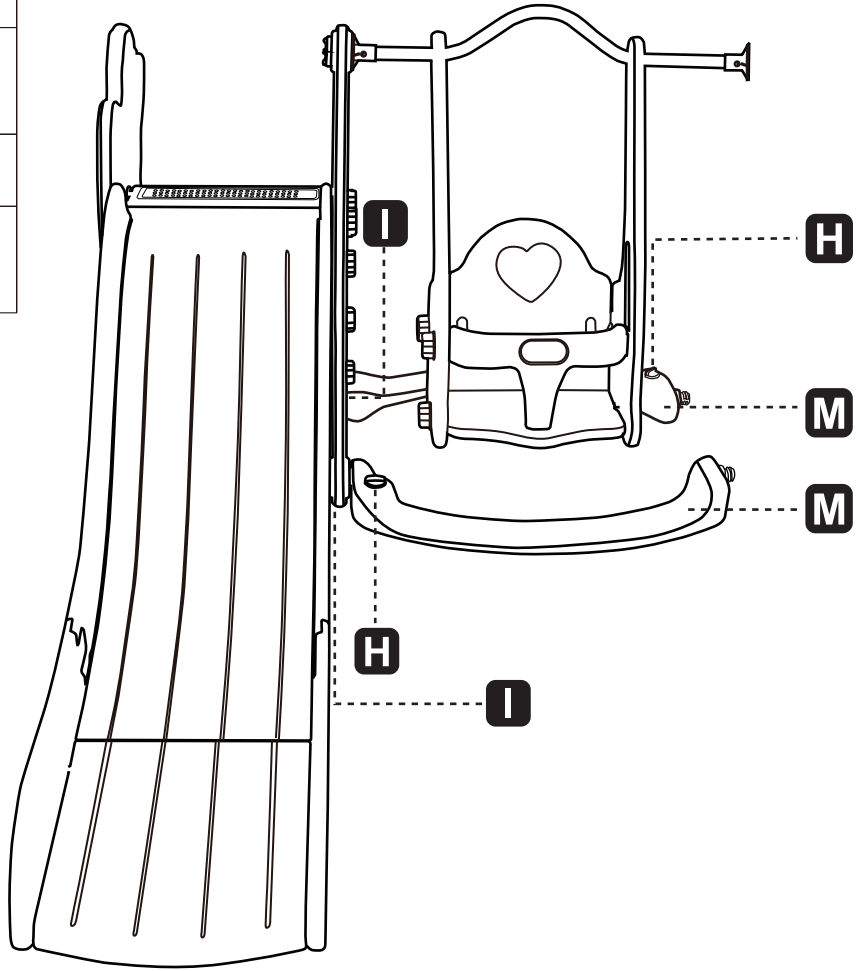
G x 7





I x 1



| |
|---|
| I x2 |
|  |
| H x2 |
|  |



| |
|---|
| I x4 |
|  |
| K x4 |
|  |

UK

If you have any questions, please contact our customer care center.

Our contact details are below:



0044-800-240-4004



enquiries@mhstar.co.uk

IMPORTER ADDRESS:

MH STAR UK LTD
Unit 27, Perivale Park,
Horsenden lane South
Perivale, UB6 7RH
MADE IN CHINA

ES

Si tiene alguna pregunta, comuníquese con nuestro Centro de Atención al Cliente. Nuestros datos de contacto son los siguientes:



0034-931294512



atencioncliente@aosom.es

IMPORTADOR:

SPANISH AOSOM, S.L.
C/ ROC GROS, N° 15. 08550, ELS HOSTALETS DE
BALENYÀ, SPAIN.
B66295775
WWW.AOSOM.ES
ATENCIONCLIENTE@AOSOM.ES
TEL: 931294512
HECHO EN CHINA

FR

Si vous avez la moindre question, veuillez contacter notre centre d'assistance à la clientèle.

Nos coordonnées sont les suivantes:



0033-1-84166106



aosom@mhfrance.fr

Importé par:

MH France
2, rue Maurice Hartmann
92130 Issy-les-Moulineaux
France
Fabriqué en Chine

PT

Se tiver alguma dúvida, por favor contacte o nosso Centro de Atendimento ao Cliente. Os nossos dados de contacto são os seguintes:



0034-931294512



info@aosom.pt.

IMPORTADOR:

SPANISH AOSOM, S.L
C.ROC GROS N.15, 08550. ELS HOSTALETS DE BALENYÀ
TEL: 931294512 (SEG-SEX DAS 7:30H ÀS 16:30H)
INFO@AOSOM.PT
WWW.AOSOM.PT

DE

Wenn Sie Fragen haben, wenden Sie sich bitte an unser Kundendienstzentrum.

Unsere Kontaktdaten stehen unten:



0049-0(40)-88307530



service@aosom.de

ADRESSE DES IMPORTEUR:

MH Handel GmbH
Wendenstraße 309
D-20537 Hamburg
Germany
IN CHINA HERGESTELLT

IT

In caso di dubbio, si prega di contattare il nostro centro assistenza clienti.

I nostri dettagli di contatto sono di seguito:



0039-0249471447



clienti@aosom.it

IMPORTATO DA:

AOSOM Italy srl
Centro Direzionale Milanofiori
Strada 1 Palazzo F1
20057 Assago (MI)
P.I.: 08567220960
FATTO IN CINA

To place the activity toy on a level surface at least 2 m from any structure or obstruction such as a fence, garage, house, overhanging branches, laundry lines or electrical wires;
The minimum clearance that needs to exist between the swing element(s) and the ground is 200mm,
The activity toys shall not be installed over concrete, asphalt or any other hard surface;
Don't exposure to the sun;
Keep the assembly and installation instructions for further reference;
The modifications made by the consumer to the original activity toy (for example the adding of an accessory) shall be carried out according to the instructions of the manufacturer. In particular, instructions shall be provided with a kit/accessory about the installation of rope/nets concerning the minimum diameter, the need for fixation at both ends, overall length, and positioning in relation to other structures.

Maintenance

Activity toys need of carrying out checks and maintenance of the main parts (crossbeams, suspensions, anchors, etc.) at regular intervals, pointing out that if these checks are not carried out the activity toy could overturn or otherwise become a hazard.

- a) to check all nuts and bolts for tightness and tighten when required;
- b) to oil all metallic moving parts;
- c) to check all coverings for bolts and sharp edges and replace when required;
- d) to check swing seats, chains, ropes and other means of attachments for evidence of deterioration;
- e) to replace defective parts in accordance with the manufacturer's instructions;
- f) to check swing seats, chains, ropes and other means of attachments for evidence of deterioration;
- e) to replace defective parts in accordance with the manufacturer's instructions;

Aosom