


5 PIECE ADULT DRUM SET DESCRIPTION

Multidimensional display




1

Press the drumhead and hoops on the bass drum, then put the hooks and screws in



2

2-Tighten the screws diagonally with the drum key



3

3-Tighten screws directly diagonally for floor and Tom drum



4

Bass drum foot




5

Insert the short end of the L tube on the Tom drum




6

6-Insert the long end of the L short tube on the bass drum and set it up




7

Insert 3 curved sticks into independent floor drums




8

8-Snare stand



9

Mount the snare drum on the snare stand



10

Hi-hat clutch




11

Install the clutch



12

Hi-hat clutch



13

Hi-hat and two upper and lower cymbals




14

Snare drum stand




15

The general drum is mounted on the stand



16



17



18



19

SIZE

ITEM

TOM DRUM	8"	1
TOM DRUM	10"	1
FLOOR TOM	13"	1
SNARE DRUM	12"	1
BASS DRUM	16"	1



PART LIST



A x 1	G x 1	M x 1	S x 2	Y x 1
B x 1	H x 12	N x 1	T x 13	Z x 1
C x 1	I x 1	O x 2	U x 11	
D x 1	J x 2	P x 2	V x 1	
E x 1	K x 2	Q x 2	W x 1	
F x 1	L x 3	R x 2	X x 1	

SAFETY INSTRUCTIONS

WARNING:

1. CHOKING HAZARD—Small parts. Not for children under 3 years.
2. Only allowed for adults to install, keep children away.
3. To be used under the direct supervision of an adult.
4. Keep away from fire! Keep away from water!
5. Suitable for children of 3-6 years old.
6. Max weight: 80 kg.

MAINTENANCE & CARE

- A. Keep all instructions and parts relating to this product for future reference.
- B. If any problem occurred, please sent it to qualified maintainer.
- C. Clean your toy with a clean damp cloth.

If you have any questions, please contact our customer care center.

Our contact details are below:



0044-800-240-4004



enquiries@mhstar.co.uk

IMPORTER ADDRESS:

MH STAR UK LTD

Unit 27, Perivale Park,
Horsenden lane South

Perivale, UB6 7RH

MADE IN CHINA



UK
CA CE