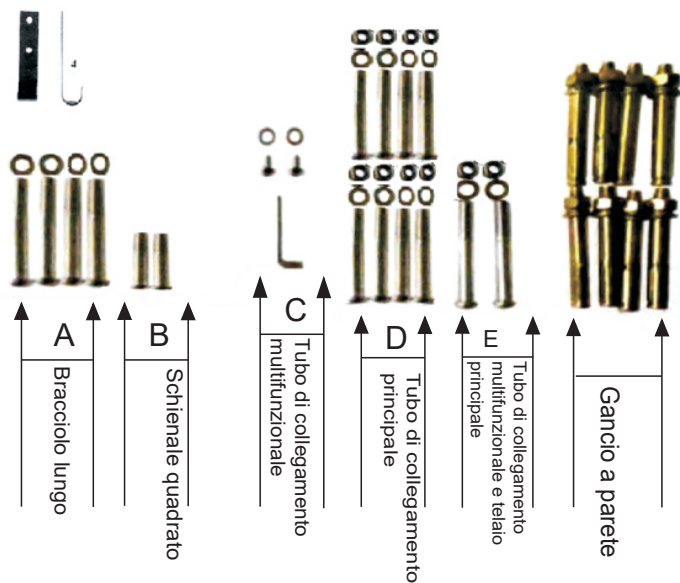




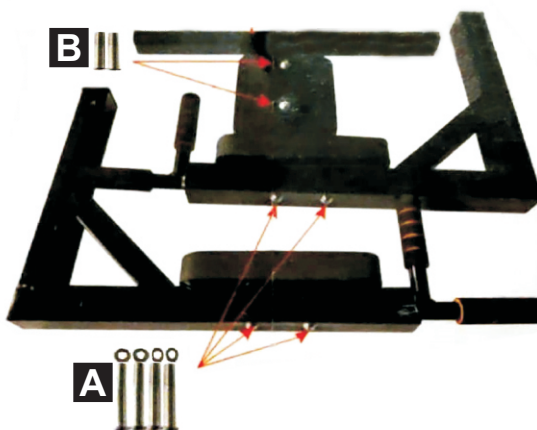
IMPORTANT, RETAIN FOR FUTURE REFERENCE: READ CAREFULLY

# ASSEMBLY INSTRUCTION

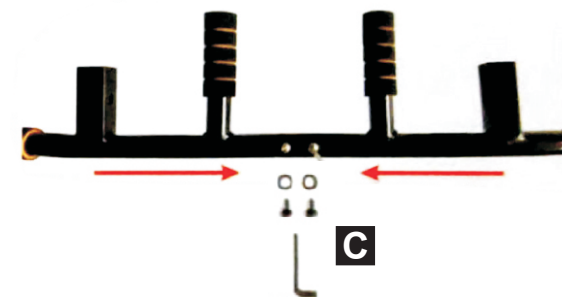
IT

PART  
LIST

1. Installazione di schienale e bracciolo;



2. Installare il tubo di collegamento multifunzionale senza stringerlo eccessivamente



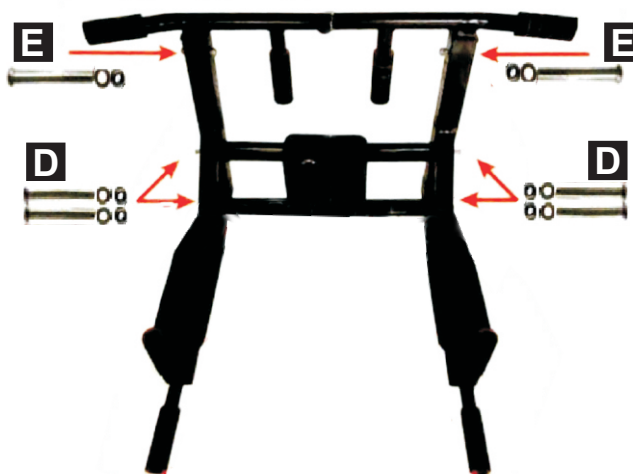
Innanzitutto, unire i tubi di collegamento multifunzionali sinistro e destro, quindi fissare i fori delle viti di allineamento senza stringerle eccessivamente. Se fissato in troppo, avrà un effetto sulla successiva installazione senza problemi!

3. Avvolgere al support principale;



Inserire il foro corrispondente seguendo la freccia mostrata in figura

4. Fissare il supporto principale con le viti corrispondenti



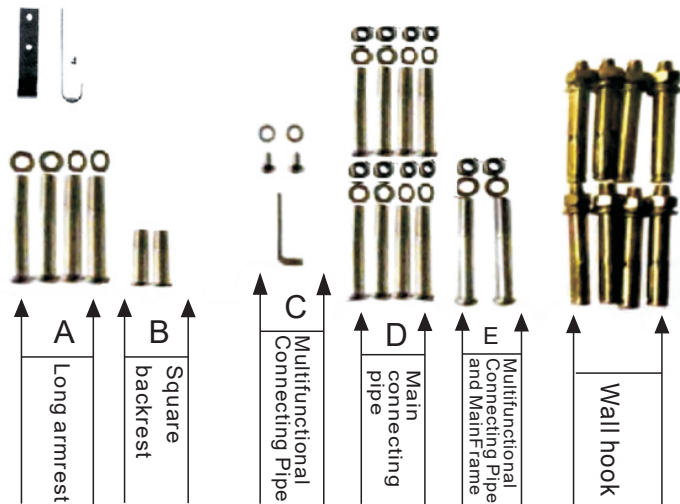
Il processo di fissaggio delle viti prevede che ciascun foro debba essere fissato sulla parte superiore e quindi che tutte le viti debbano essere fissate senza stringerle prima di essere strette tutte insieme in modo da installare il telaio principale.

5. Rinforzare e stringere tutte le viti. L'assemblaggio del prodotto è completato.

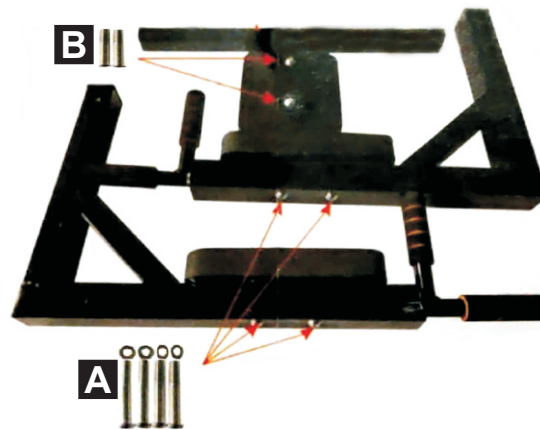


**Stringere tutte le viti alla fine.**

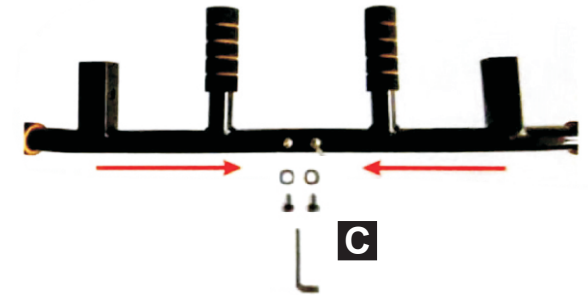
EN

PART  
LIST

## 1. Backrest and armrest installation



## 2. Install the multi-function connecting pipe loosely



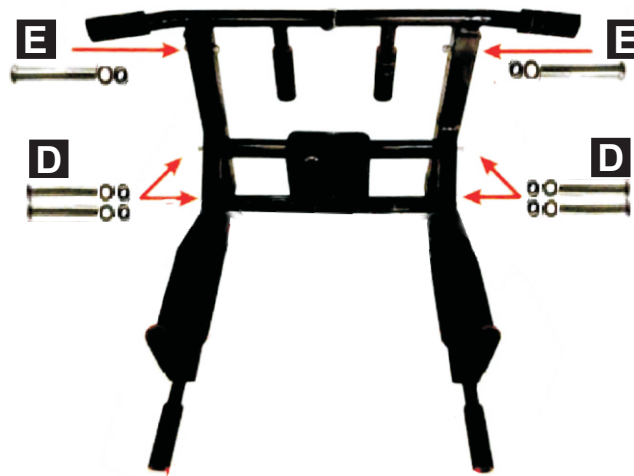
Firstly, butt the left and right multifunctional connecting tubes and then fix the alignment screw holes loosely. If fixed tightly, it will affect the subsequent installation smoothly!

## 3. Lop the main support;




Insert the corresponding hole according to the arrow on the figure.

## 4. Fixed the main support with corresponding screw



The screw fixing process suggests that each screw hole should be loosely fixed on the top and then all the screws should be loosely fixed before they are tightened together so that the main frame is installed.

## 5. Strengthen and tighten all the screw. The product assembly complete



**All the screws are tightened at the end.**

**IMPORTATO DA**

AOSOM Italy srl  
Centro Direzionale Milanofiori Strada 1 Palazzo F1 20057 Assago (MI)  
P.I.: 08567220960  
<https://www.aosom.it>  
Prodotto in Cina

