



INbg098V02\_GL

**84B-376**

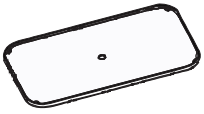


READ AND SAVE THIS INSTRUCTIONS FOR FUTURE USE

**ASSEMBLY & INSTRUCTION MANUAL**

**PART LIST**

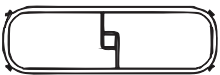
**A x 1**



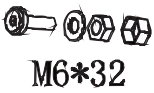
**B x 4**



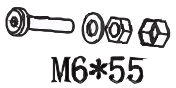
**C x 1**



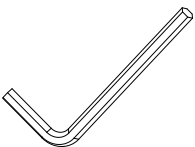
**D x 4**




**E x 4**



**F x 1**



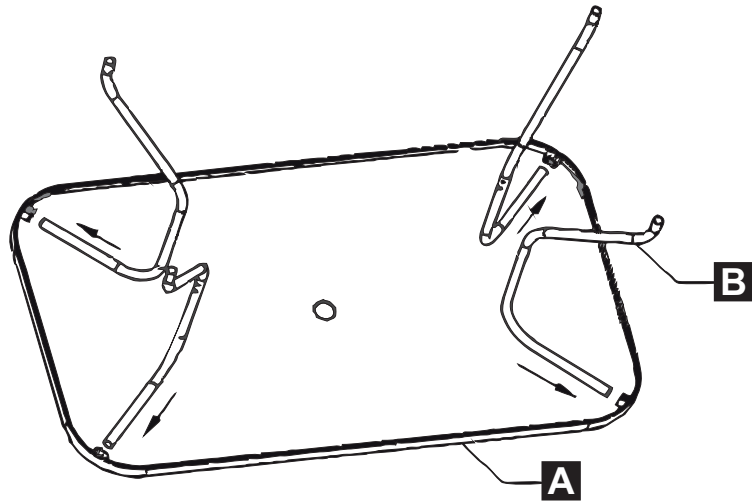
**G x 1**



**01**

**A x 1**

**B x 4**

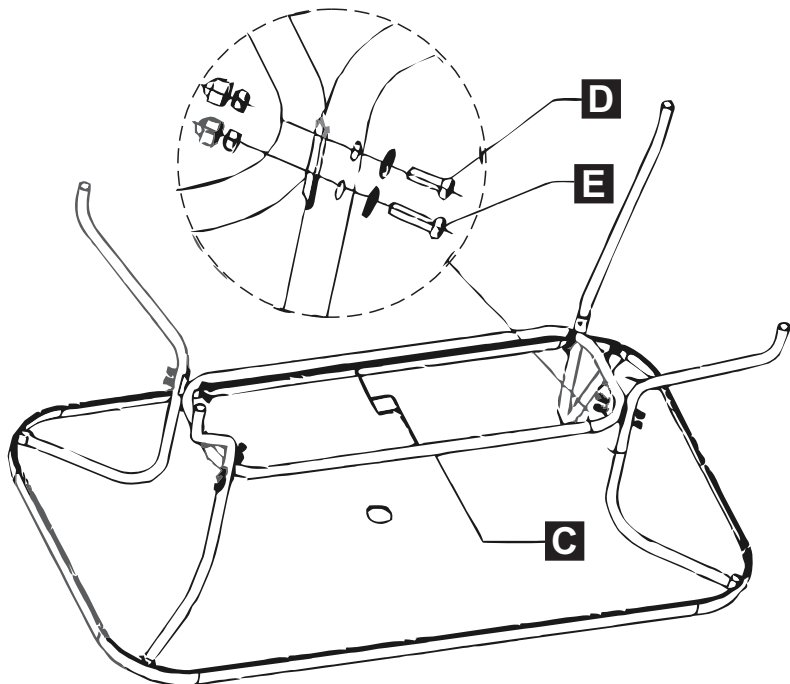


**02**

**C x 1**

**D x 4**

**E x 4**



EN: Tighten E firstly, then tighten D  
 FR: Serrez d'abord E, puis serrez D  
 DE: Ziehen Sie zuerst E und dann D fest  
 ES: Apriete E primero, luego apriete D  
 IT: Prima stringere E, poi stringere D

**03**



**done**

US



001-877-644-9366  
customerservice@aosom.com

CA



001-855-537-6088  
customerservice@aosom.ca

UK



0044-800-240-4004  
enquiries@mhstar.co.uk

DE



0049-(0)40-88307530  
service@aosom.de

FR



0033-1-84166106  
contact@aosom.fr

ES



0034-931294512  
atencioncliente@aosom.es

IT



0039-0249471447  
clienti@aosom.it