



INbkb029V01_GL

844-087




IMPORTANT, RETAIN FOR FUTURE REFERENCE: READ CAREFULLY


ASSEMBLY & INSTRUCTION MANUAL

PARTS

A1 x 1



A2 x 1



B x 2




C x 3



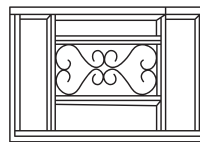
D x 2



E x 1



F x 1

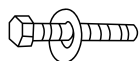


G x 2



HARDWARE

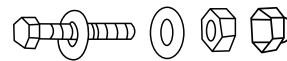
H1 x 10



M6 × 40

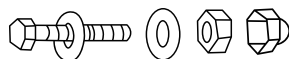
H2 x 8

+1(spare)




M6 × 35

H3 x 4



M6 × 55

Y x 4



Z x 1

