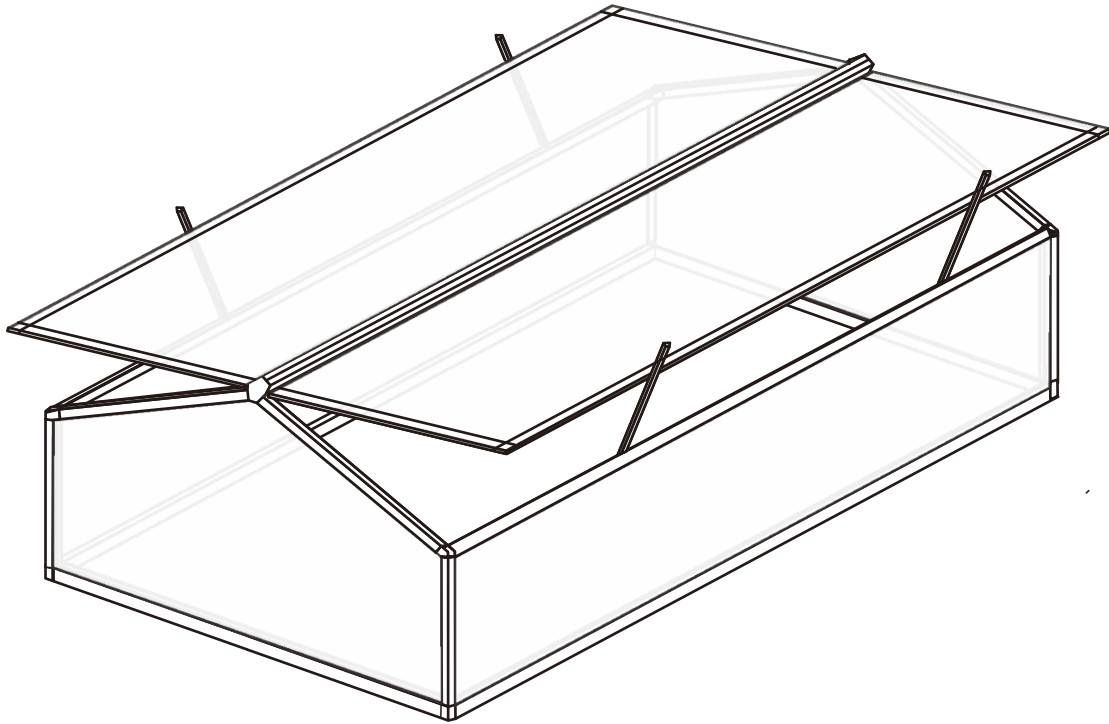




INbxa010_GL

845-528

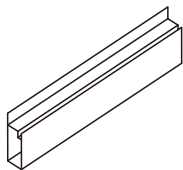


IMPORTANT, RETAIN FOR FUTURE REFERENCE: READ CAREFULLY

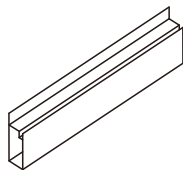
ASSEMBLY & INSTRUCTION MANUAL

PARTS

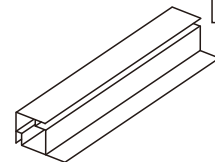
① x 2
L111.8



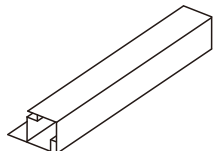
② x 2
L91.8



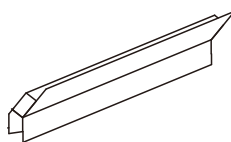
5A x 2
L17.7



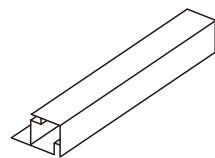
5B x 2
L17.7



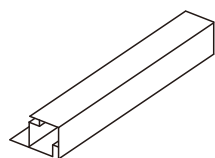
⑥ x 2
L111.8



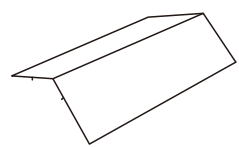
⑧ x 2
L49.8



⑨ x 2
L49.8



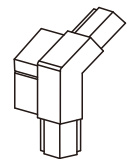
⑩ x 2
L111.8



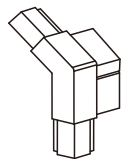
③② x 4



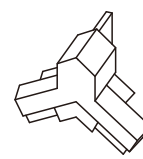
33A x 2




33B x 2



③④ x 2

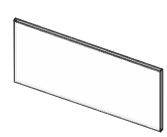


A x 2



93.7*47*21.5

B x 2



113.8*22

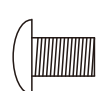
C x 2



117*52.5

HARDWARE

④② x 24
M6*12
+1(spare)



④④ x 2
M6*26

