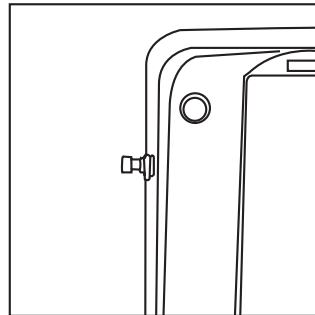
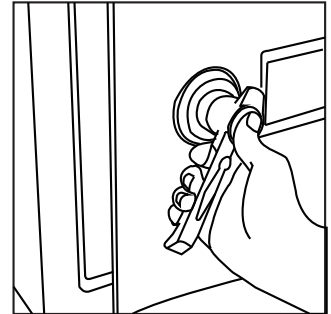
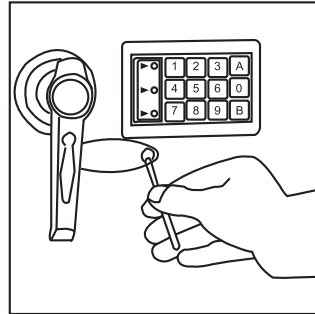





DIGITAL DEPOSIT SAFE

INcea038V01_US_B00-020



SETTING UP YOUR LOCK

OPENING THE SAFE FOR THE FIRST TIME

Open the emergency lock cover, insert the key and turn counter-clockwise until it stops. Next turn the handle clockwise to open the safe.

INSTALLING BATTERIES

Open the battery compartment cover located on the inside cover of the door. Install the batteries as shown on diagram (4 AA batteries). Close the battery compartment cover.

SETTING AND CHANGING PERSONAL CODE

1. Open the door and press the red button at the rear of the door. The yellow light will flash.
2. Set a personal code, input a 3-6 digit set of numbers.
3. Press "A" or "B" to confirm.
The yellow light will turn off, indicating the code was entered successfully.
Use the same procedure to change the code.
4. Test your code before closing the door.

USING YOUR PERSONAL CODE TO OPEN THE SAFE

Input your 3-6 digit personal code then press "A" or "B" to confirm. When the green light flashes, turn the handle clockwise to open the safe.

WRONG CODE PROTECTION

If you enter a wrong code 3 times the keypad will lock for 20 seconds. If another 3 incorrect attempts are made, the system will lock for 5 minutes. Operation can resume after 5 minutes.

EMERGENCY SYSTEM

If you forget your code or the batteries expire, you can use the emergency override key to open the safe. Open the emergency lock cover, insert the override key and turn counter-clockwise to the end. Turn the handle clockwise to open the safe.

LOW BATTERY WARNING

A red light will flash when opening the door if the battery is low, Replace with 2 AA alkaline batteries .

IMPORTANT INFORMATION & SAFETY INFORMATION

KEY REPLACEMENT

In order to replace the safe's key in the event that it is lost you will need the safe's "Key Code". **This code can be found in the key hole where behind the stainless steel ADIRoffice logo key hole cover and reads "H####"**. Please use the space provided below to copy the key code for safe keeping.

Key Code: _____

IMPORTANT WARNINGS

DO NOT keep your emergency override keys inside the safe.

GUN WARNING: This product is not intended for the secure storage of all materials. Items such as firearms, other weapons, ammunition, combustible materials, or medication should NOT be stored in this unit. Your safe is only part of your total security protection.

We recommends that you store your safe in closet, offices, basements, bedrooms and any other locations that are convenient for you but out of direct line of sight from prying eyes. The location of the safe does not affect the safe's ability to protect your valuables inside.