



READ AND SAVE THIS INSTRUCTION FOR FUTURE USE


















ASSEMBLY & INSTRUCTION MANUAL

Technical Data

Work Stand Dimensions	750 x 680 x 825/1180mm
Max. Load Capacity for Working Table	200 kg
Max. Load Capacity for Rollers and Ball Bearings	100 kg
Max. Load Capacity for V-Shaped Rollers	45 kg
Weight approx.	12 kg

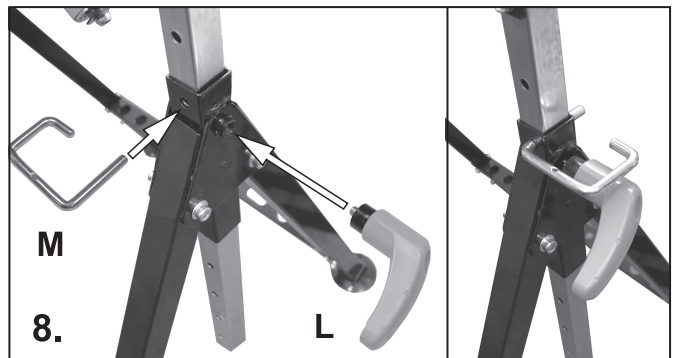
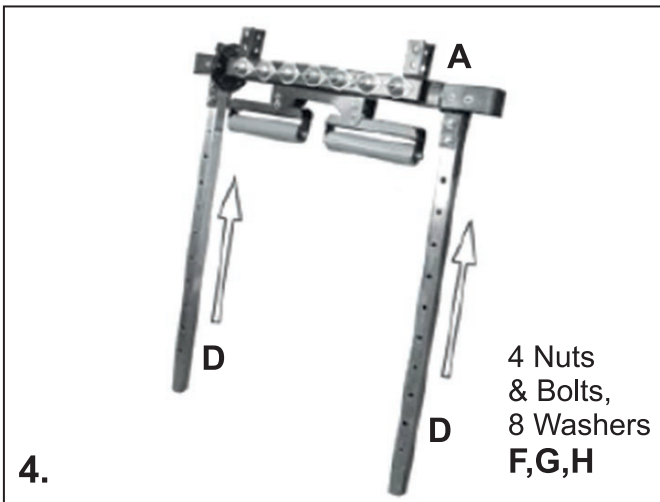

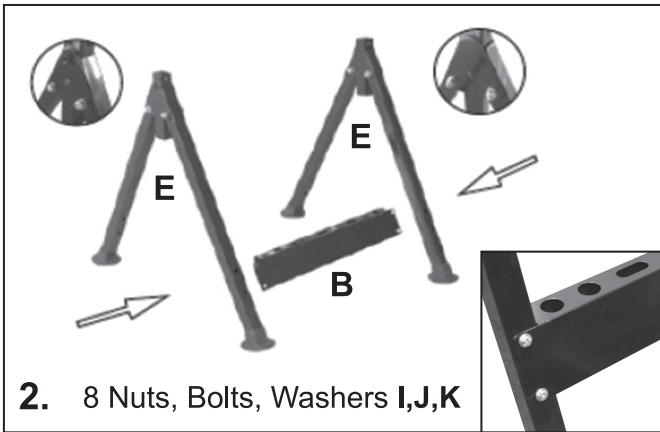

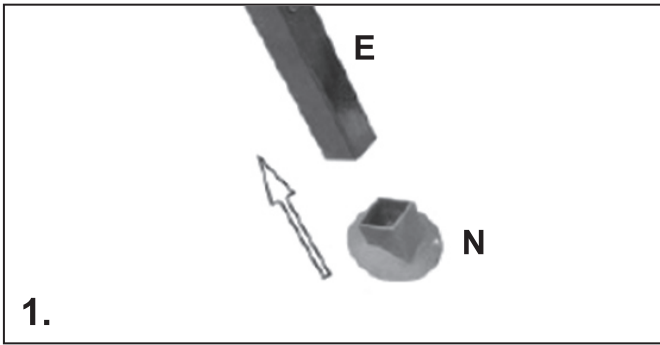
Components

Carefully examine the contents of the pack to ensure that you have all the required components as shown in the list below.

A	1x		
B	2x		
C	1x		
D	2x		
E	2x		
F	8x		M8 40mm
G	16x		M8
H	8x		M8
I	8x		M6 37mm
J	8x		M6
K	8x		M6
L	2x		
M	2x		
N	4x		
O	2x		M8
P	1x		M8 16mm
Q	1x		M8



The assembly of the product will require the use of the following tools:
 10mm spanner and two 13mm spanners or an adjustable wrench.
 Cross slot No.3 or an 8mm slotted screwdriver.

Assembly




Assembly

V-Roller adjustment



Push down the spring mechanism to tilt the V-shaped Rollers.

Fixed head mounting



Locking Point

Locking Bolt with Nut

For additional security the head can fixed in one position.

Use the locking bolt, washer and nut - parts **O**, **P** & **Q** as provided to lock head in one position.

Rotary Head


The four function head can be easily rotated to the suitable manoeuvring support for the job and material being worked.



Stationary Support:

for use as conventional trestle.

Max. load capacity: 200kg



Roller Support:

for use with bench saws.

Max. load capacity: 100kg



Ball Support:

for multi-directional movement (e.g. when milling).

Max. load capacity: 100kg



V-Support:

for centered guiding of round material.

For this setting the trestle head should be removed

Max. load capacity: 45kg



US



001-877-644-9366
customerservice@aosom.com

CA



001-855-537-6088
customerservice@aosom.ca

UK



0044-800-240-4004
enquiries@mhstar.co.uk

DE



0049-(0)40-88307530
service@aosom.de

FR



0033-1-84166106
contact@aosom.fr

ES



0034-931294512
atencioncliente@aosom.es

IT



0039-0249471447
clienti@aosom.it