


Note

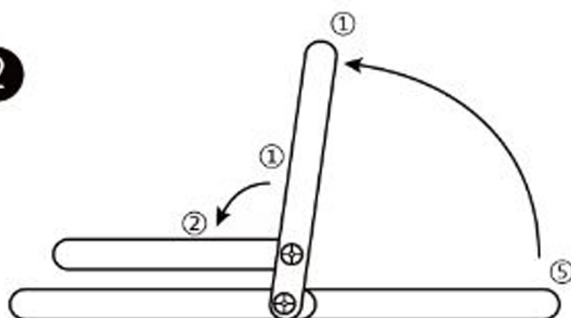
Avoid direct sunlight. Do not put them in very damp or dry place.
Do not use it for other purposes.
When adjust the backrest, please watch your hands and feet.
Use dilute neutral detergent to clean obvious stain.
Do not rush to the backrest, this will add more pressure to it, may cause damage to the item.

Function

1





2



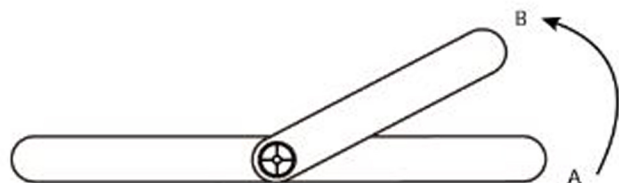
3

You can flat the sofa by adjusting these two metal regulators.



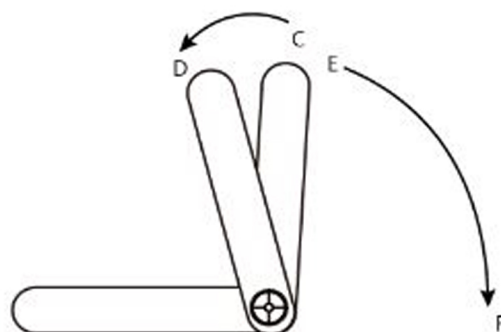
 metal regulators.

Adjustment



Step 1

How to adjust the gear?
Adjust the backrest from A to B.



Step 2

How to go back to initial gear (keep flat)?
Push forward the backrest until it stops (C-D), then lay it down (E-F).

Note

1. Please don't mix up the seat board and backrest, or it will affect the function, even damage to your sofa.

2. If you wrongly use the item as picture, it will reduce the service life.

