

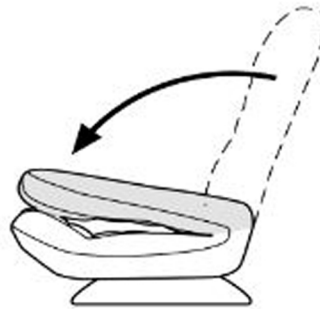
Note

Avoid direct sunlight. Do not put them in very damp or dry place.
Do not use it for other purposes.
When adjust the backrest, please watch your hands and feet.
Use dilute neutral detergent to clean obvious stain.
Do not rush to the backrest, this will add more pressure to it, may cause damage to the item.

Adjustment



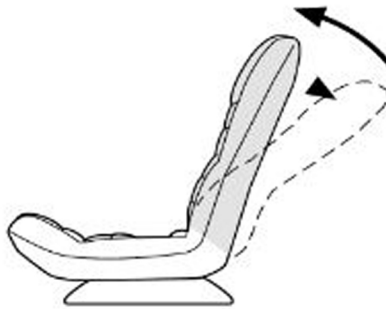
1. This position is only for package and store.



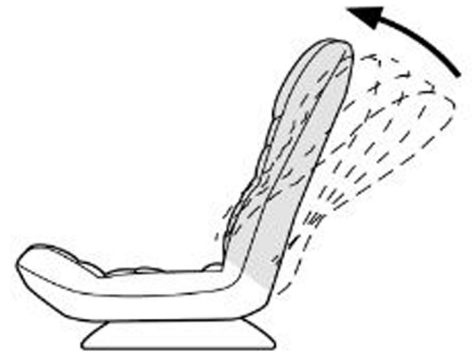
2. When you open the package, its backrest is completely folded.



3. Push back the backrest, as shown above is the largest angle of backrest.



4. Push forward the backrest, as shown above is the smallest angle of backrest.



5. 55 position backrest

Note

1. Please don't mix up the seat board and backrest, or it will affect the function, even damage to your sofa.

2. If you wrongly use the item as picture, it will reduce the service life.

