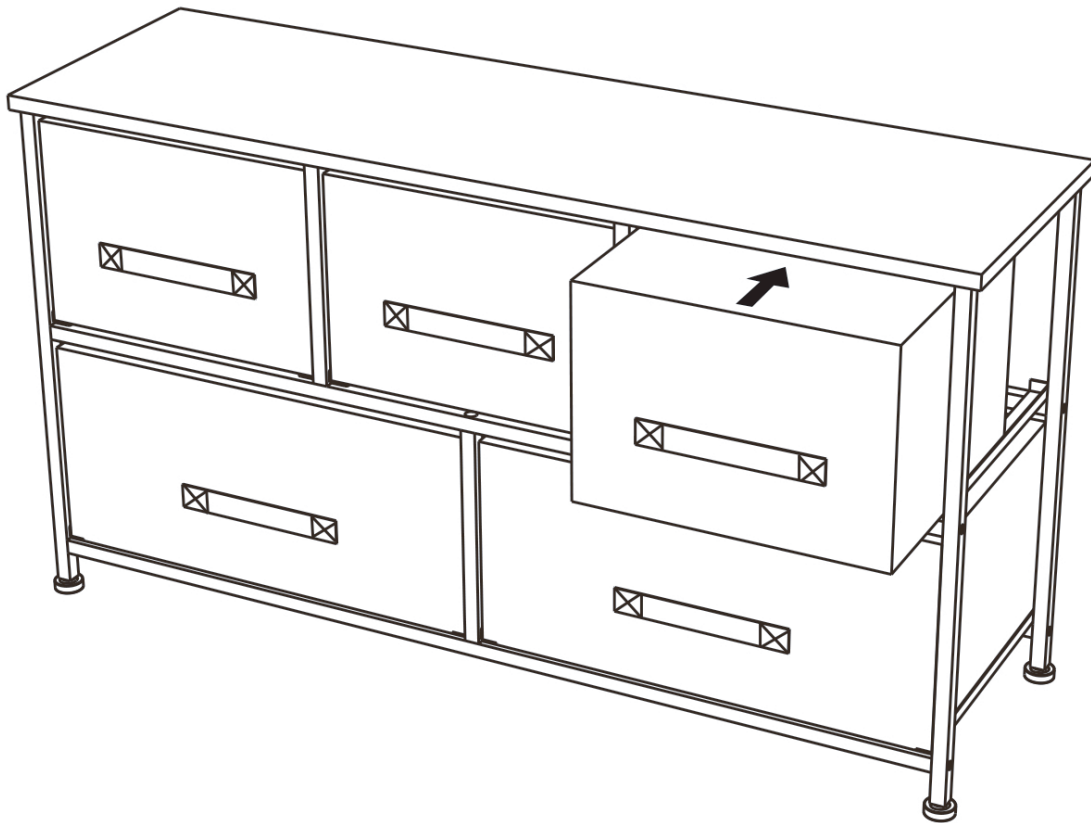




INcmc021V01_US_CA

831-252_831-252V00



EN_ IMPORTANT, RETAIN FOR FUTURE REFERENCE: READ CAREFULLY.

FR_ IMPORTANT: A LIRE ATTENTIVEMENT ET À CONSERVER POUR CONSULTATION ULTÉRIEURE.

ES_ IMPORTANTE, LEA Y GUARDE PARA FUTURAS REFERENCIAS.

DE_ „WICHTIG! SORGFÄLTIG LESEN UND FÜR SPÄTER NACHSCHLAGEN AUFBEWAHREN.“

IT_ IMPORTANTE! CONSERVARE IL PRESENTE MANUALE PER FUTURO RIFERIMENTO E LEGGERLO ATTENTAMENTE.

Note : Do not tighten bolts fully until all parts are connected!

Note : Ne serrez pas les boulons à fond tant que toutes les pièces ne sont pas connectées!

Hinweis: Ziehen Sie die Schrauben erst fest an, wenn alle Teile verbunden sind!

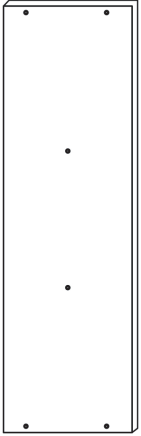
Nota: non serrare completamente i bulloni fino a tutte le parti non sono ancora collegate!

Nota: No apriete los tornillos completamente hasta que todas las partes están conectadas!

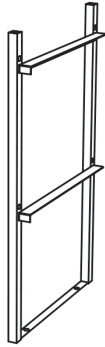


PARTS

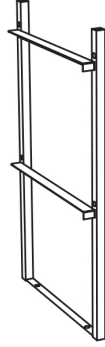
① x 1



② x 1



③ x 1



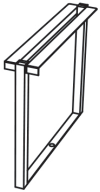
⑥ x 2



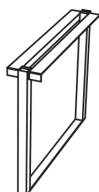
⑦ x 2



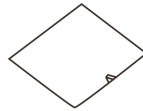
④ x 2




⑤ x 1



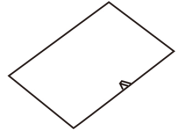
⑫ x 3



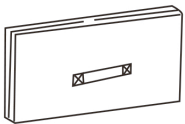
⑬ x 3



⑭ x 2



⑮ x 2



⑧ x 4



M6

⑨ x 6
+1 (spare)



M6x10

⑩ x 16
+2 (spare)



M6x28

⑪ x 1



HARDWARE

