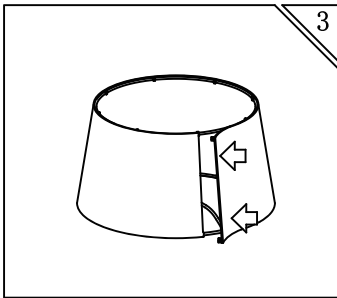
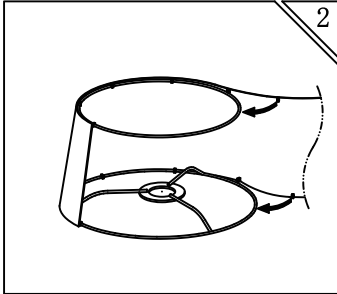
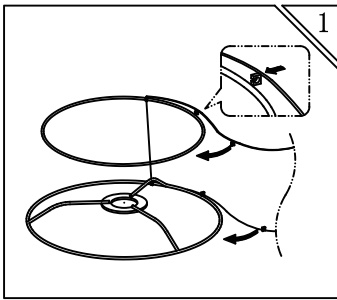
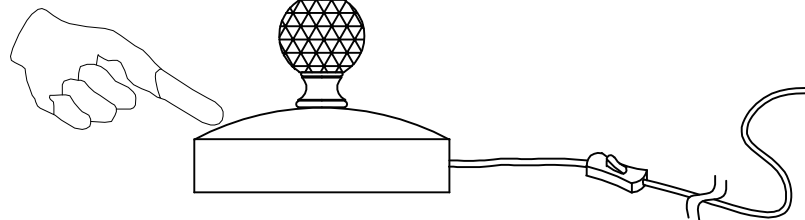
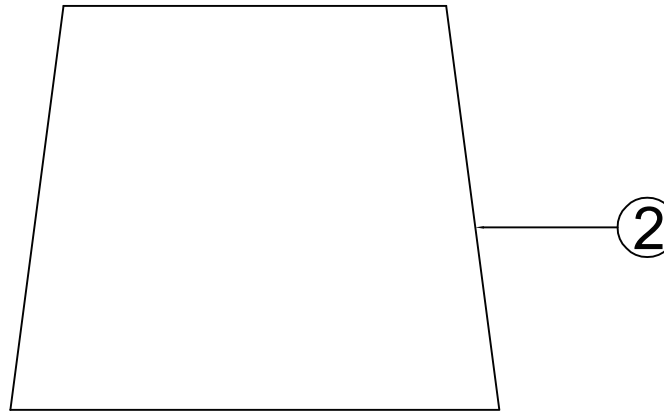
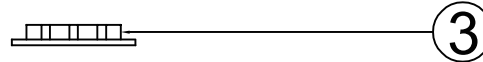



IMPORTANT, RETAIN FOR FUTURE REFERENCE: READ CAREFULLY
WICHTIG - BITTE HEBEN SIE DIESE ANLEITUNG FÜR EINE
SPÄTERE BEZUGNAHME AUF: SORGFÄLTIG DURCHLESEN
IMPORTANTE - CONSERVARE QUESTE INFORMAZIONI PER
CONSULTARLE IN SEGUITO: LEGGERE ATTENTAMENTE

ASSEMBLY INSTRUCTION



(Not included)
(Nicht enthalten)
(Non incluso)



Note: when turning on the light, first turn on the switch on the line, and then turn on the touch switch.

Hinweis: Wenn Sie das Licht einschalten, schalten Sie zuerst den Schalter am Kabel und dann den Berührungsschalter ein.

Nota: Quando si intende accendere la luce, attivare prima l'interruttore sul cavo e poi accendere la luce premendo il pulsante touch.