





INcrb130_GL



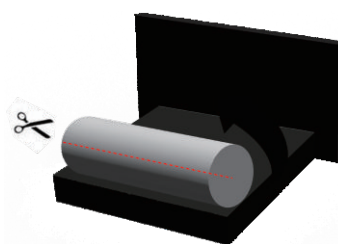
IMPORTANT, RETAIN FOR FUTURE REFERENCE: READ CAREFULLY

ASSEMBLY & INSTRUCTION MANUAL


Unpacking Instructions




① Take out the mattress from carton, and roll out the compressed mattress onto a clean flat surface.



② Cut the outer bag along the seams with scissors, making sure not to cut the plastic bag inside. Then spread the mattress.




③ After spreading the mattress, shears the PE bag with scissors and take off the PE bag, the mattress begins to rebound quickly.

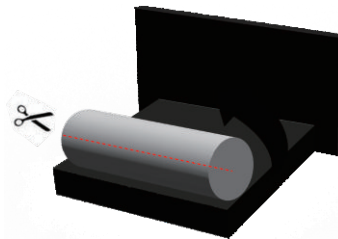


④ Complete recovery of the initial state within 24 hours.


Instructions de déballage




- ① Retirez le matelas du carton, et déroulez le tapis comprimé sur une surface plane propre.



- ② Coupez le sac extérieur le long des apparences avec le ciseau, en veillant à ne pas couper le sac plastique à l'intérieur. Puis étalez le matelas.




- ③ Après avoir étalé le matelas, cisaillez le sac PE avec le ciseau et retirez le sac PE, le matelas commence à rebondir rapidement.

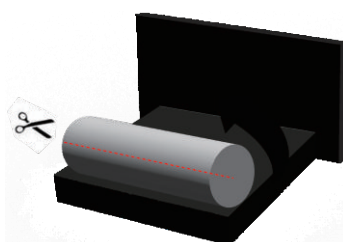


- ④ Rétablissement complète de l'état initial dans les 24 heures.


Instrucciones de desembalaje




- ① Saque el colchón de la caja, luego extienda el colchón comprimido sobre una superficie plana, nivelada y limpia.



- ② Utilice unas tijeras para cortar a lo largo de la bolsa exterior, asegurándose de no cortar la bolsa de plástico del interior, entonces extienda el colchón.




- ③ Después de extender el colchón, utilice unas tijeras para cortar la bolsa de PE, luego quite la bolsa de PE, el colchón empieza a rebotar de forma rápida.

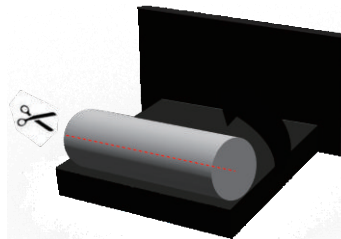


- ④ El colchón se restaura completamente a su estado original dentro de 24 horas.


Anweisungen zum Auspacken




- ① Nehmen Sie die Matratze aus dem Karton, und rollen Sie die verdichtete Matratze auf eine saubere, ebene Fläche aus.



- ② Schneiden Sie den Außenbeutel entlang der Nähte mit einer Schere auf, wobei Sie darauf achten müssen, dass Sie den Plastikbeutel im Inneren nicht durchschneiden. Breiten Sie dann die Matratze aus.




- ③ Schneiden Sie nach dem Ausbreiten der Matratze den PE-Beutel mit einer Schere auf und nehmen Sie den PE-Beutel ab, die Matratze beginnt sich dann schnell zu entfalten.

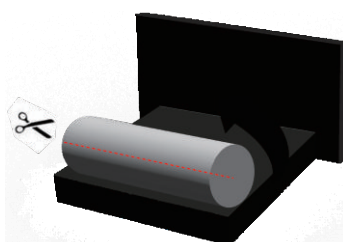


- ④ Vollständige Wiederherstellung des Ausgangszustands innerhalb von 24 Stunden.


Istruzioni per il disimballaggio




① Estrarre il materasso dalla confezione di cartone e stendere il materasso compresso su una superficie piana e pulita.



② Tagliare con le forbici il sacchetto esterno lungo il materasso, con attenzione a non tagliare il film di plastica interno, e poi stendere il materasso.



③ Dopo aver steso il materasso, tagliare il film in PE con le forbici e toglierlo, e il materasso inizia a rimbalzare rapidamente.



④ Riprendere lo stato iniziale completamente entro 24 ore.