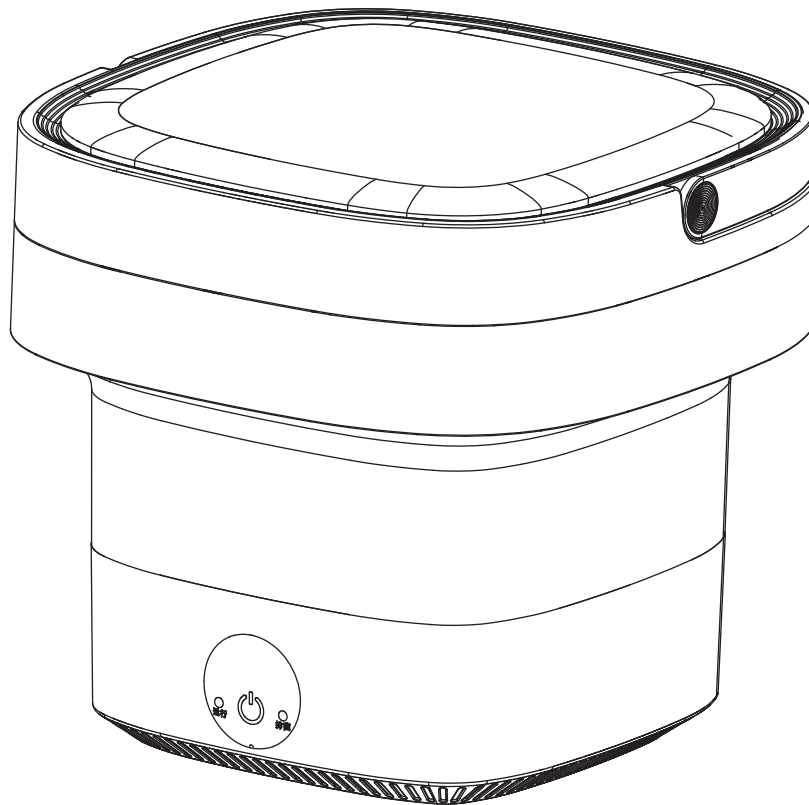




INcsa002_UK

B61-005



**UK
CA**

IMPORTANT, RETAIN FOR FUTURE REFERENCE: READ CAREFULLY

USING INSTRUCTION

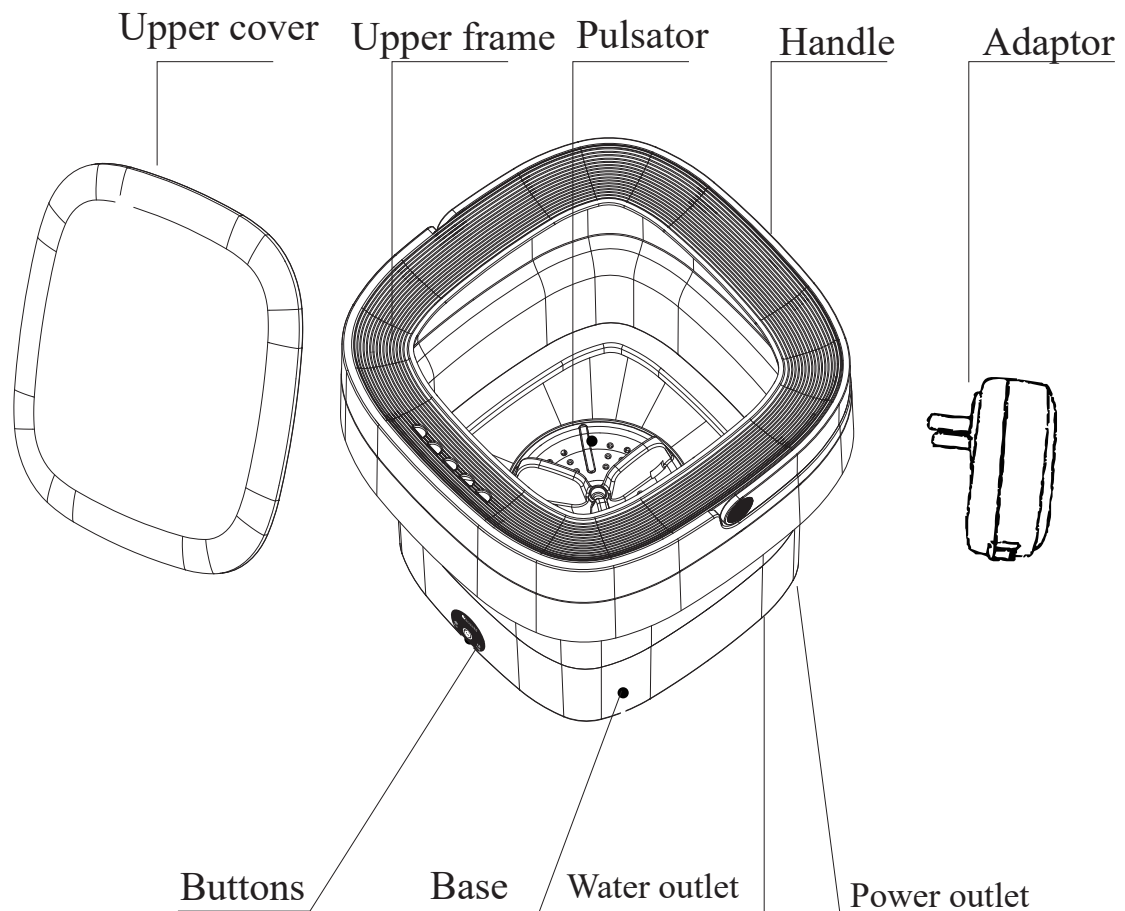
PRODUCT INTRODUCTION

Thank you for using the folding series washing machine produced by our company. The washing machine is made of flexible rubber material. The barrel is foldable and convenient for storage and carrying. According to different configuration, It is designed for sterilization and washing of intimate underwear, especially suitable for washing baby clothes and women's underwear.

CONTENT

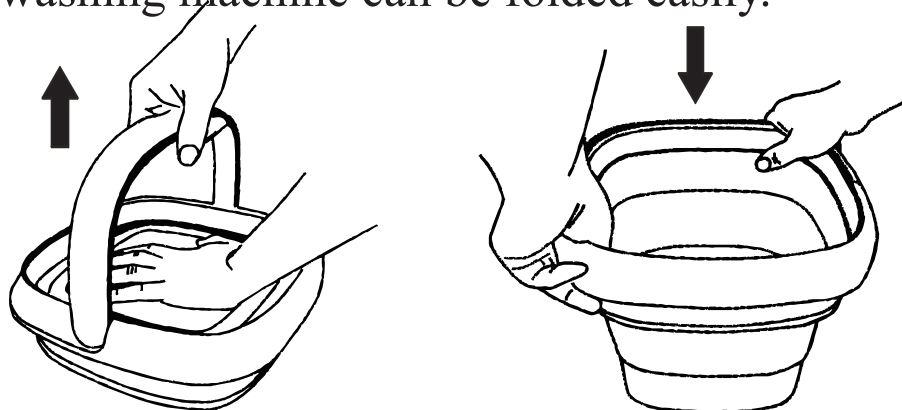
▶ INTRODUCTION	3
▶ FOLDING PATTERN&OPEN METHOD.....	3
▶ PREPARATION BEFORE USE	4
▶ OPERATION.....	4
▶ ATTENTIONS.....	5
▶ TROUBLESHOOTING.....	5
▶ MAIN TECHNICAL PARAMETERS.....	6
▶ HAZARDOUS SUBSTANCE CONTENT STATUS DESCRIPTION.....	6
▶ AFTER-SALE SERVICE	BACK COVER

INTRODUCTION



FOLDING PATTERN & OPEN METHOD

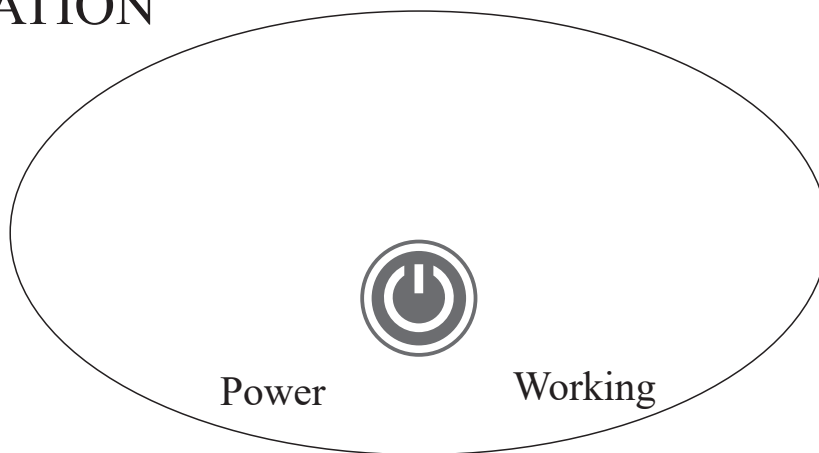
1. Open: take out the washing machine from the package, press the bottom of the barrel with one hand and pull the handle upward with the other hand to open the washing machine.
2. Folding: hold the upper frame with both hands, press down evenly, and the washing machine can be folded easily.







PREPARATION BEFORE USE

- 1.This machine uses 12V direct-current and 12V/2.5A or 3A adapter.
- 2.Turn on the folding washing machine and connect to the power supply.
- 3.Put the clothes in, add water over the soft rubber barrel, and put the detergent in.

OPERATION



- 1.Plug in the power plug, hold the  or 2 seconds, and the "power" indicator on the left side will be on. Touch the  button, the washing machine starts to run, and the "power" indicator light flashes at the same time.
2. After the machine is turned on, if it is not started by pressing the  button, the washing machine will automatically shut down after 5 minutes.
3. During the washing process, you can press the " " button to pause or restart the machine.
4. The washing machine will shut down automatically after 10 minutes of pause or washing.
5. During the washing process, the "Working" indicator light is always on,

ATTENTIONS

- 1.This washing machine is not a toy. If not in use, please place in where keep away from children.
- 2.The power adapter cannot be used in the bathroom.
- 3.Keep plastic bags away from children.
- 4.This washing machine is specially designed for small underwear or similar light and light clothes. Do not put in too much clothes when washing(less than or equal to 200g of clothes is recommended).
- 5.When cleaning the product, First turn it off and unplug, Secondly, wipe the surface of the plastic shell with a wet towel. Do not rinse the washing machine shell with water, especially the base part, otherwise it will damage the washing machine. Please wipe the washing machine with a wrung-out cloth.
- 6.Make sure there are no sharp articles in the laundry before washing, so as not to damage the soft rubber bucket.
- 7.Do not place the product on the unstable desktop to avoid product damage.
- 8.Do not use the product in high temperature or humidity.
- 9.When the product is not in use, please keep it in a dry and ventilated place, away from the fire source.
- 10.The addition of water during washing shall not exceed the maximum rated water level. The cover of the bucket shall be covered during washing to prevent water splashing out of the bucket.
- 11.Do not wash clothes in more than 50°C of hot water.
- 12.Do not allow people(including children)with physical, sensory or mental disabilities or lack of relevant experience and knowledge to use this product.
- 13.This appliance is intended to be used in household and similar applications such as:
 - motorhome.
 - by clients in hotels, motels and other residential type environments.

MAIN TECHNICAL PARAMETERS

Voltage	12V DC
Rated capacity (L)	4.5
Rated power (W)	10
Net weight (kg)	2.0
Gross weight (kg)	2.5
Dimension (mm)	273*273*250
Folding size (mm)	273*273*110

Description of harmful substance content in products

Harmful substances

Parts name	Lead (Pb)	Mercury (Hg)	Cadmium (Cd)	Hexavalent chromium (Cr ⁶⁺)	Polybrominated biphenyls (PBB)	polybrominated diphenyl ethers (PBDE)
Plastic parts	○	○	○	○	○	○
Metal structural parts	○	○	○	○	○	○
Motor	×	○	○	○	○	○
Computer board	×	○	○	○	○	○
Other electrical parts	○	○	○	○	○	○
Packaging & Printing	○	○	○	○	○	○

This form is prepared in accordance with SJ/T 11364.

○ : It means that the content of the harmful substance in all homogeneous materials of the component is below the limit specified in GB/T 26572.

× : It means that the content of the harmful substance in at least one homogeneous material of the component exceeds the limit requirement specified in GB/T 26572. However, it is within the scope of the application exception list of restricted substances in the compliance management catalogue.



Notes: The "environmental protection service life" of the product is 10 years, which is specified by the enterprise according to the design characteristics of the product. The "environmental protection service life" is only valid when the product is used under normal conditions as stated in the product manual.

COMMON TROUBLESHOOTING

Problem	Cause	Solution
Washing machine alarm (The two lights flash at the same time)	Too much clothings	Take out some clothes and press the power button to start again.
Do not mix clothes well	There is not enough water	Add water and overflow the soft rubber barrel
	The voltage is too low or current too low	Replace the power supply that meets the requirements
No power on	No power connection	Connect the power supply
	The adaptor is broken	Replace adaptor
	Incorrect boot operation	Hold the power button for more than 2 seconds and start the machine normally
Automatic shutdown	Automatic shutdown	After 10 minutes of pause or washing, and 5 minutes after power on, the machine will shut down automatically.

Input voltage	100-240	V
Input AC frequency	50/60	Hz
Output voltage	12	V
Output current	2.5	A
Output power	30	W
Average active efficiency	86.95	%
Efficiency at low load (10 %)	76.95	%

US



001-877-644-9366
customerservice@aosom.com

CA



001-855-537-6088
customerservice@aosom.ca

UK



0044-800-240-4004
enquiries@mhstar.co.uk

DE



0049-(0)40-88307530
service@aosom.de

FR



0033-1-84166106
contact@aosom.fr

ES



0034-931294512
atencioncliente@aosom.es

IT



0039-0249471447
clienti@aosom.it