



INcwb054V02_UK

713-053



MEDICAL SHOWER CHAIR

USER MANUAL

**UK
CA**



IMPORTANT, RETAIN FOR FUTURE REFERENCE: READ CAREFULLY

ASSEMBLY INSTRUCTION

Chairs

IMPORTANT, RETAIN FOR FUTURE REFERENCE: READ CAREFULLY

Only for domestic use

Use tips:

- *Put the chair stably on a flat floor.
- *Building the chairs in good condition.
- *Stay away from open flames.
- *Avoid the overload at the chair.

Precautions before assembly:

- *Prepare a clean and dry mounting area.
- *Verify that the product is not damaged.
- *Check that none of the pieces are missing.

Maintenance:

- *Clean with a soft fabric.
- *Regularly remove leaves and / or water collected on the canvas.
- *Check the seating regularly.

Storage conditions:

*The fabric should be stored completely dry, in a clean and dry place to avoid the risks of mold.

Caution with the risks of pinching or cuts during assembly.

The manufacturer declines all responsibility in case of damages due to a bad installation.



If the seating is fitted with seat height adjustment with energy accumulators, only trained personnel may replace or repair seat height adjustment components with energy accumulators.

IMPORTER ADDRESS:
MH STAR UK LTD
Unit 27, Perivale Park,
Horsenden lane South
Perivale, UB6 7RH
MADE IN CHINA

1. Part Name



Adjustable Height for Base Bar of Seat



Fixed screws



EVA foam handrail



Holes for adjustable height



Rubber base

2. Specifications

Support Pipe: Aluminum

Handrail & Base: EVA foam + Rubber

Backrest & Seat-board: HDPE+H62

Net Weight: 3.5kg

Max Loading: 136kg

Base Height Range: 39-52cm 12-16inch

3. Packing List



Chair Backrest * 1



x 2

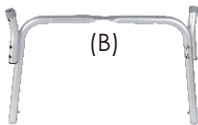
Handrail * 2



Seat Plate * 1



(A)



(B)

Support Pipe



x 4

Base Pipe * 4



x 2

Bend Pipe * 2



x 4

Long Screw * 4



x 5

Short Screw * 5



x 9

Shim * 9

4. Product Features

- Comfortable seat plate and EVA foam handrails, sit to enjoy the relaxation during shower.
- Padded handles on each side provide a comfortable grip without the risk of slipping.
- Each chair leg is capped with a rubber base, non-slip, anti-skid tip for assured safety.
- Adjustable height for the support base, fits for children, adults and elders, achieve the safer protection to avoid the accidental slipping or falling.
- Durable polyester seat plate and backboard, with breathable holes and light weight, easy to clean. Anti corrosion and longer lifetime of usage.
- Detachable handrail and backrest, it can be simpler for what you need, handy to assemble and depart it.

5. How to Use




1. Take out all parts of shower chair.



2. Assemble the support pipe to the base pipe.



3. Put two support pipes into the slots in the seat plate.



4. Fix medium part of seat board with one short screw and assemble the backboard to 2 bend pipes with 4 short screws.



5. Fix the two bend pipes with the seat plate via the rest 4 long screws.



6. Plug the handrails into the holes on the support pipe and tighten the all screw on the shower chair.

6. Operation Precautions

1. The bed rail has a max loading 300lb (136Kg). Don't excessively bend and press support pipes when use the shower chair.
2. Please ensure the all parts of bed rail fixed tightly before you use it.
3. This is not a toy, avoid the children to depart the parts.

