
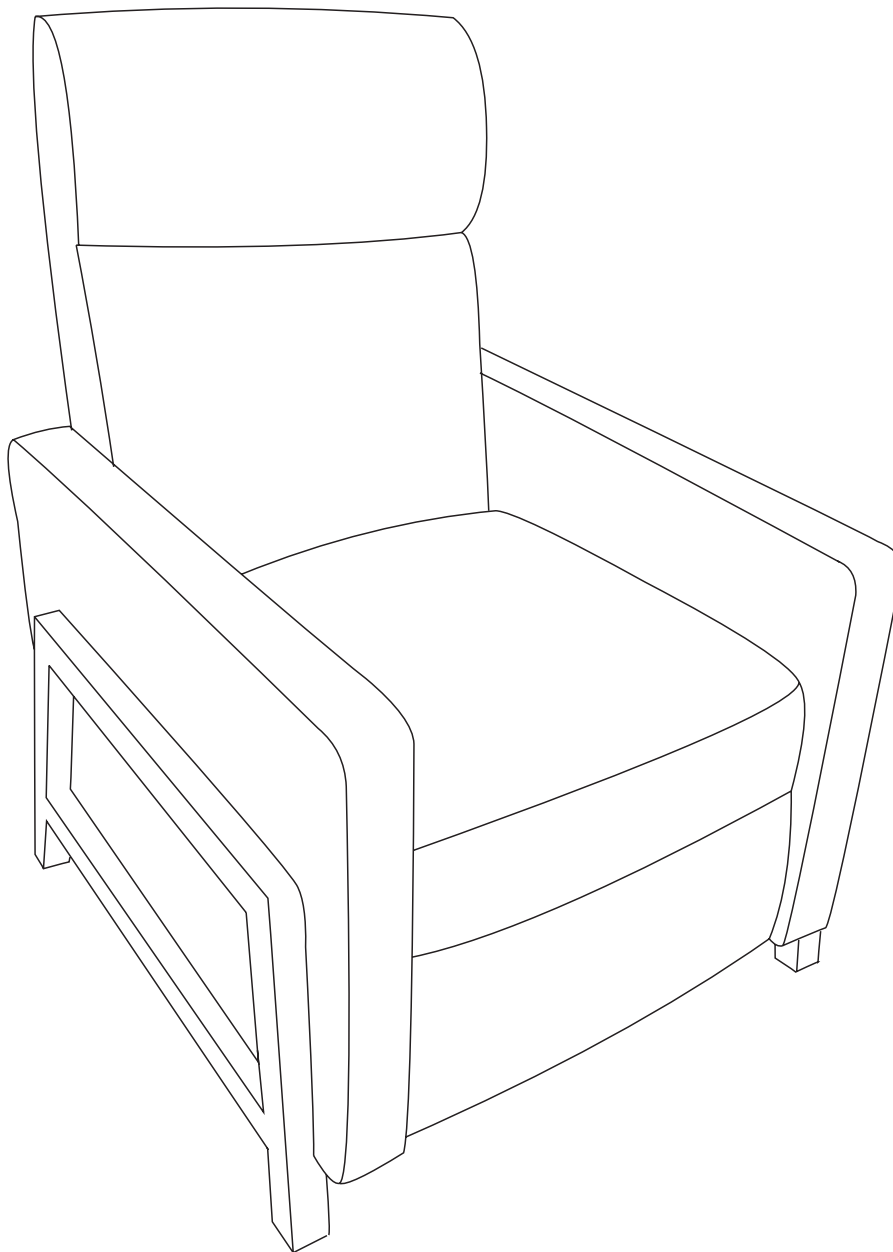




INcxc047_US

839-425V00



IMPORTANT, RETAIN FOR FUTURE REFERENCE: READ CAREFULLY

ASSEMBLY & INSTRUCTION MANUAL

Chairs

IMPORTANT, RETAIN FOR FUTURE REFERENCE: READ CAREFULLY

Only for domestic use

Instructions for use:

- *Put the chair stably on a flat floor.
- *Building the chairs in good condition.
- *Stay away from open flames.
- *Avoid the overload at the chair.

Precautions before assembly:

- *Prepare a clean and dry mounting area.
- *Verify that the product is not damaged.
- *Check that none of the pieces are missing.

Maintenance:

- *Clean with a soft fabric.
- *Regularly remove leaves and / or water collected on the canvas.
- *Check the seating regularly.

Storage conditions:

*The fabric should be stored completely dry, in a clean and dry place to avoid the risks of mold.

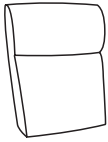
Beware of crushing and cutting hazards during assembly.

The manufacturer declines all responsibility in case of damages due to a bad installation or withering.

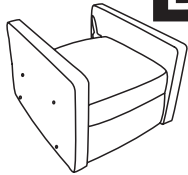
If the seating is fitted with powered seat height adjustments, only trained personnel may replace or repair those components.

PARTS

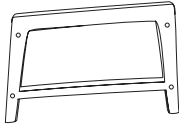
A x 1



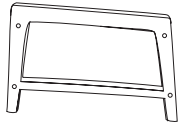
B x 1



C x 1



D x 1



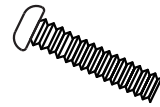
HARDWARE

E x 8



F x 8

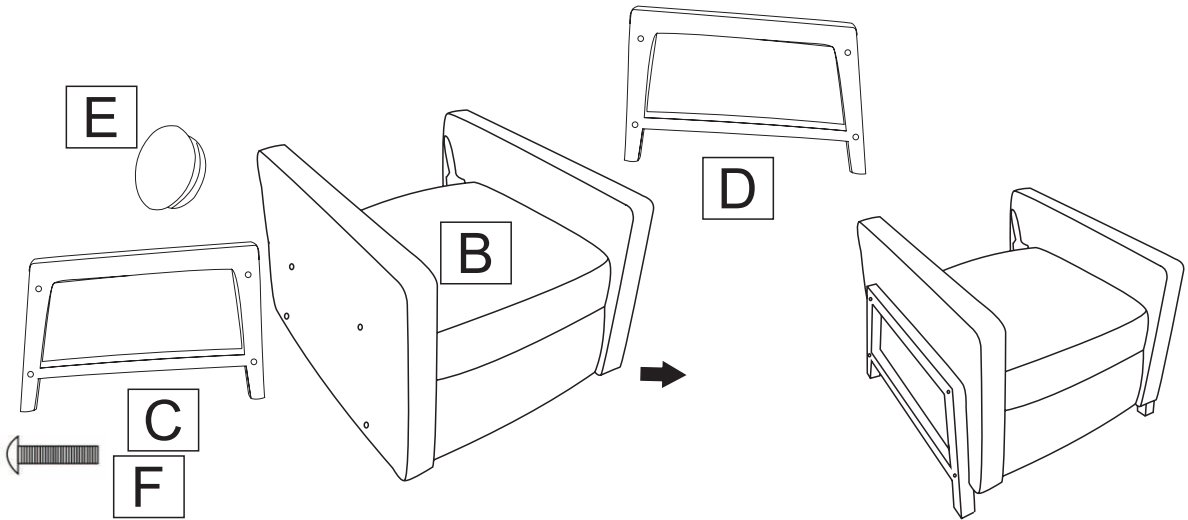
M6*45
+1(spare)



G x 1



①



②

