




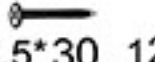





PawHut Assembly Instructions

- A  3.5*40 20PCS
 - B  3.5*50 6PCS
 - C  3.0*38 4PCS
 - D  3.0*25 1PC
 - E  3.5*25 6PCS
 - F  3.5*30 12PCS
 - G  3.0*16 6PCS
 - H  1PC
 - M6*50 8PCS
-  Holder

