

PawHut®

INdha111V01_GL

D30-285



IMPORTANT, RETAIN FOR FUTURE REFERENCE: READ CAREFULLY

ASSEMBLY & INSTRUCTION MANUAL

PARTS

A x 4



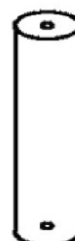
D4*26CM

B x 1



D8*18.5CM

C x 1



D8*28.5CM

D x 1



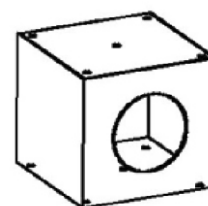
D8*48CM

E x 1



50*30CM

F x 1



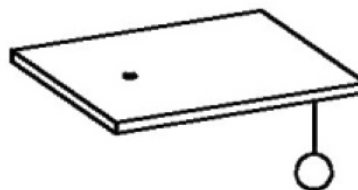
30*30*29CM

G x 1



40*25CM

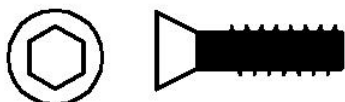
H x 1



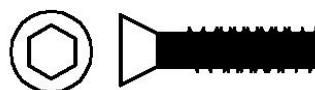
30*25CM

HARDWARE

1 x 1
M8*30



2 x 12
M8*35
+1(spare)



3 x 1
M8*65



4 x 1
M8



