













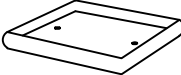







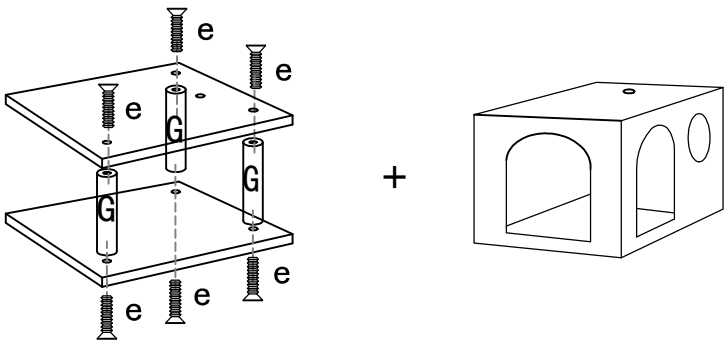
Please read these instructions and warranty information carefully before use and keep them properly for future reference.

Assembly Instructions

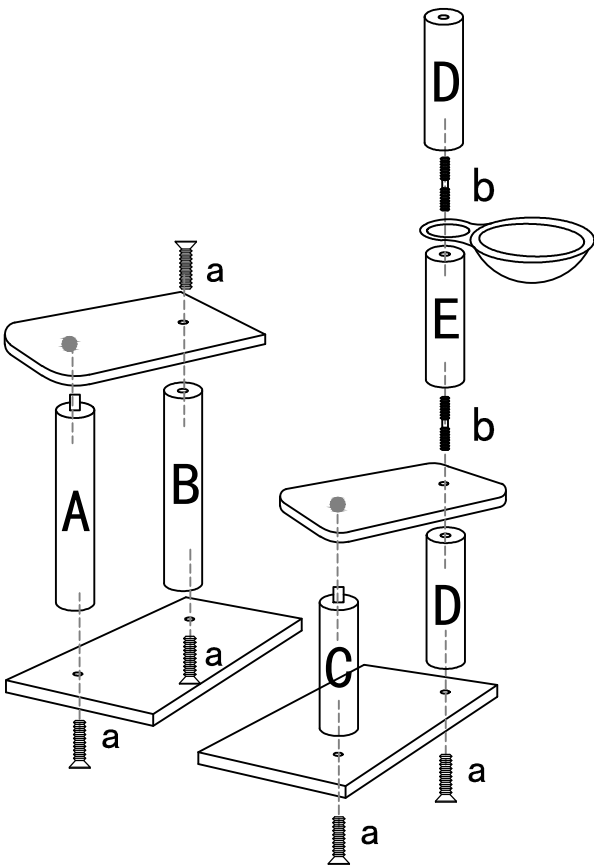
 A H50CM 1 PC	 B H50CM 1 PC	 C H33CM 1 PC	 D H33CM 2 PCS	 E H33. 5CM 1 PC	 F H22CM 1 PC
 G H27. 5CM 3 PCS	 2 PCS	 1 PC	 1 PC	 1 PC	 1 PC
 1 PC	 1 PC	 1 PC			

Accessory	Size
 a	M10*40 8 PCS
 b	M10*80 2 PCS
 d	M8 *30 1 PC
 e	M8*40 6 PCS
 SPANNER	1 PC

step 1



step 2



step 3

