

This product is not allowed to use for child under 18 months.

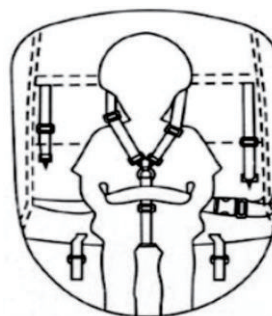
ASSEMBLY INSTRUCTION

Attention!

Adjust the shoulder straps to the smaller proportions of a child. Strap buckles and hooks near the child's neck can cause serious injuries. Avoid making those too close to the neck.

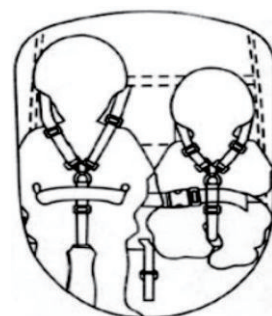
One child

1. Remove the shoulder strap from the nooks in the seat
2. Seat the child in the centre of the seat
3. Pull the shoulder straps down and secure them between the legs
4. Lastly close the horizontal buckle over the child's belly.



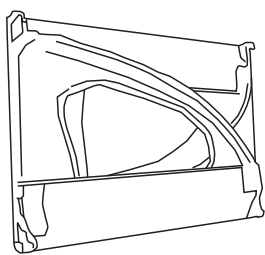
Two children

1. Remove the shoulder strap from the nooks in the seat
2. Seat the children in the trailer
3. Pull the belts in the middle up between the children's legs
4. Secure the shoulder straps to the seat
5. Lastly close the horizontal buckle over the child's belly.

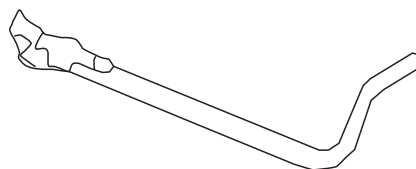


1. Maximum total load: 40KG
2. Do not technically modify the trailer
3. Do not attach additional loads to the draw bar
4. Maximum allowed speed of the trailer: max. 16 km/h
5. Don't use the trailer on rocky roads or other dangerous roads
6. Never leave children in the trailer unattended
7. The rider has to be 18 years old and in a good physical condition
8. Rider and the children should wear approved safety helmets
9. Maximum capacity for two children not older than 7 years
10. Please assemble the trailer strictly according to these instructions
11. Never park the trailer near a trench or dangerous road
12. Check the air pressure before every trip
13. Check that the bicycle is in a proper technical condition
14. Always check the proper connection of the coupling
15. Be careful whilst riding in traffic especially turns and slopes
16. It is suggested to use rear view mirrors to be able to check on the trailer whilst riding
17. The canopy should be always closed to protect the children
18. Always check all parts of the trailer are connected properly and tightly

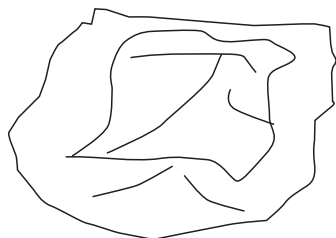
A x 1



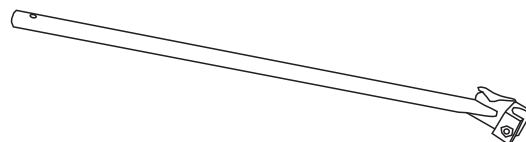
D x 1



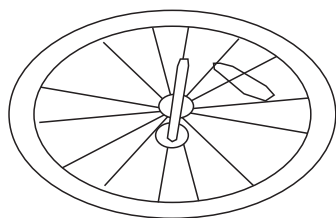
B x 1



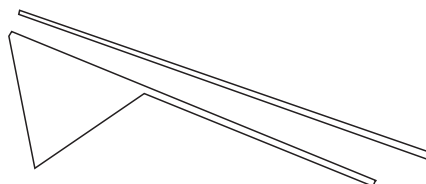
E x 1



C x 2




F x 1



A x 1

01

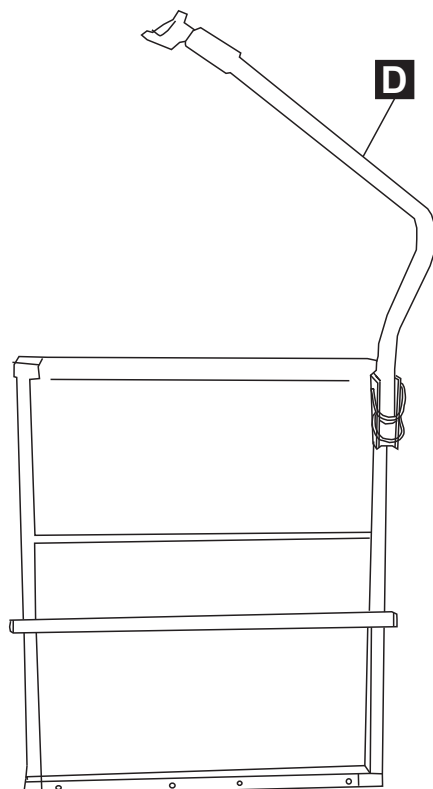
A



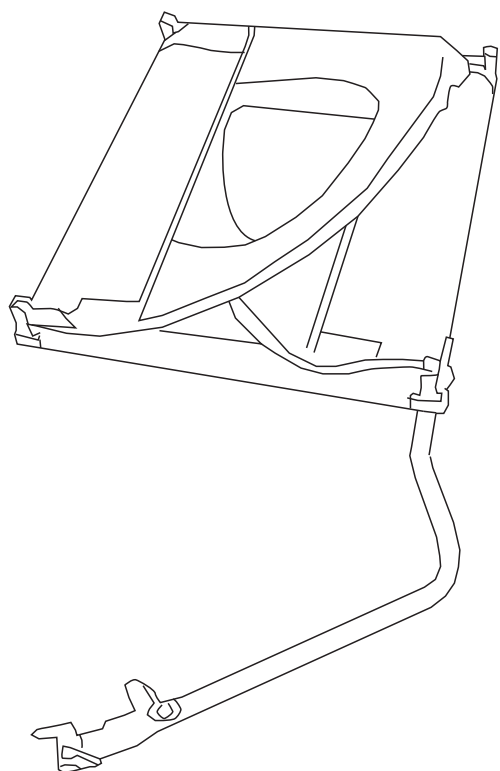
D x 1

02

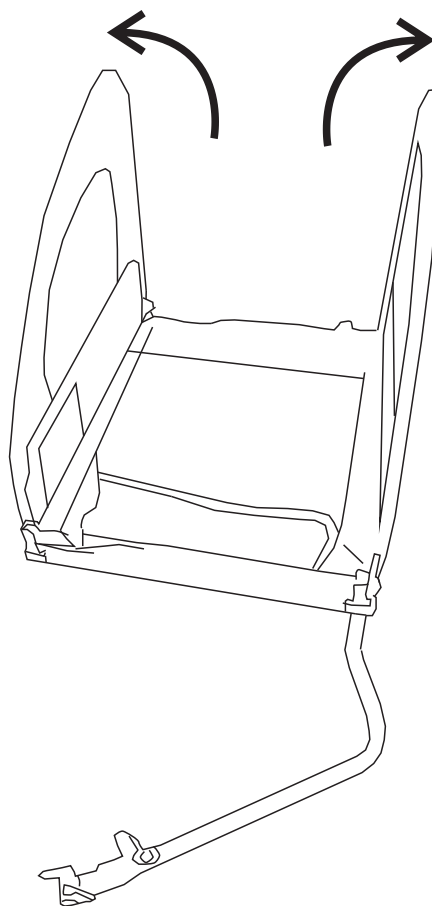
D



03

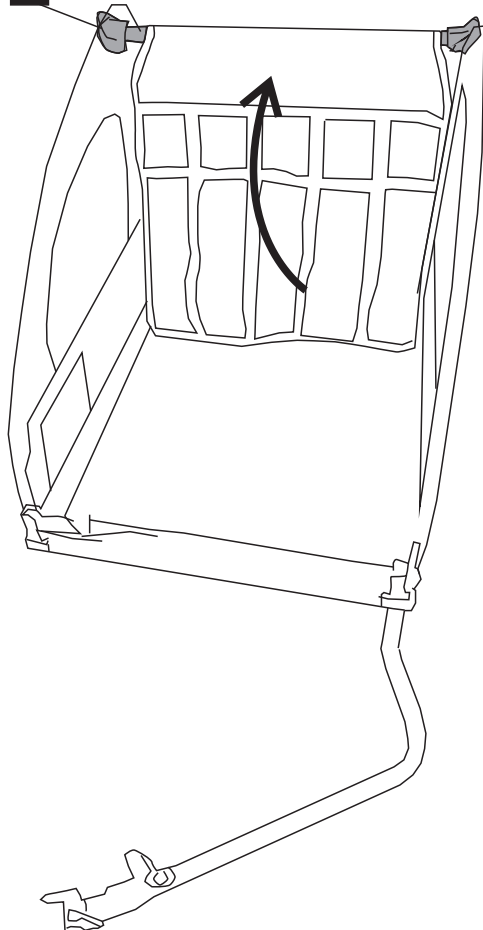


04



E x 1

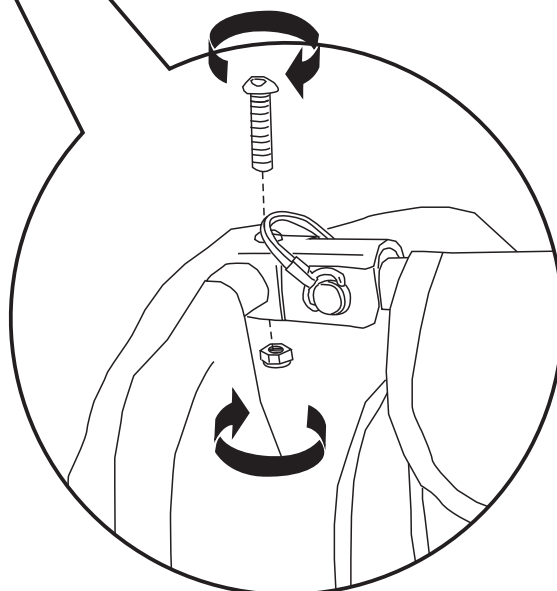
E



05

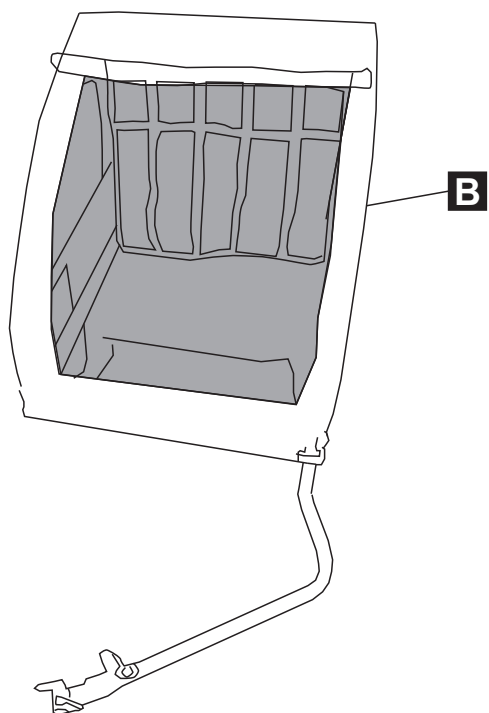


E



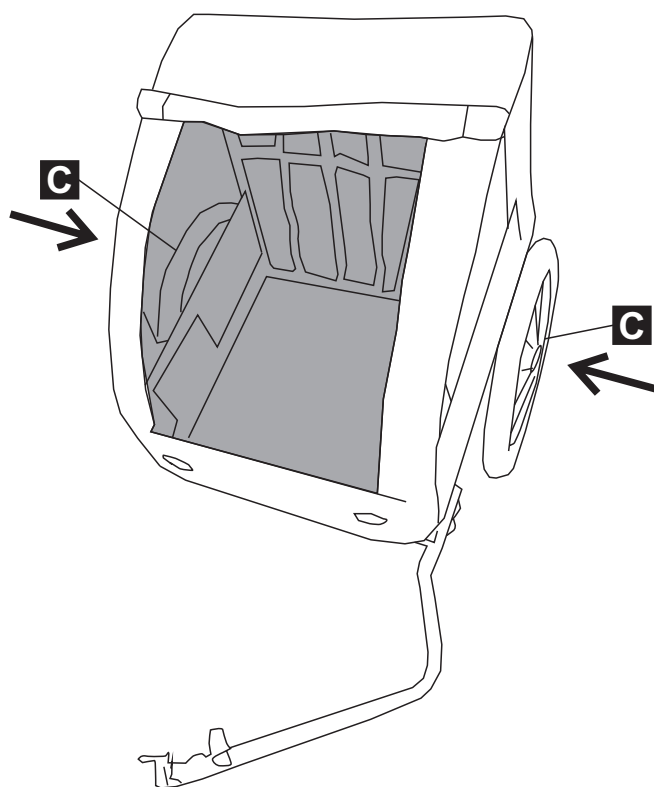
B x 1

06



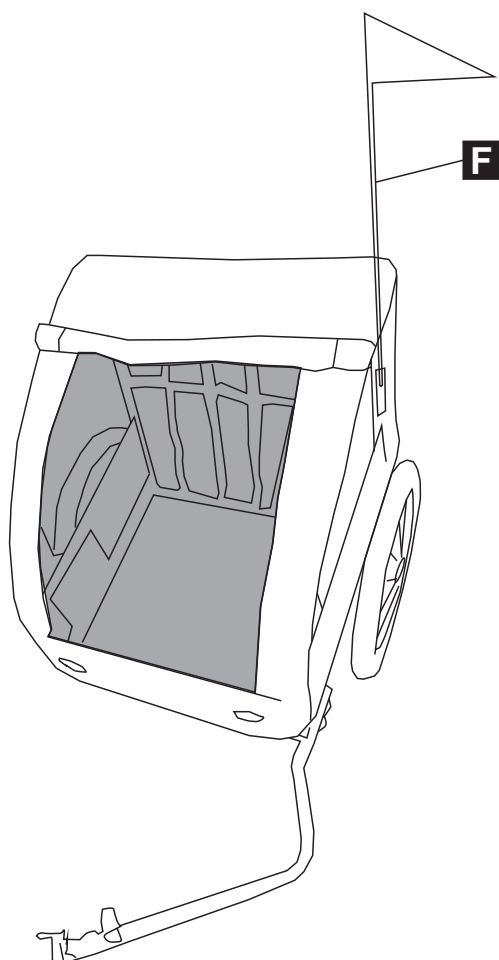
C x 2

07



F x 1

08



Done

US



001-877-644-9366
customerservice@aosom.com

CA



001-855-537-6088
customerservice@aosom.ca

UK



0044-800-240-4004
enquiries@mhstar.co.uk

DE



0049-(0)40-88307530
service@aosom.de

FR



0033-1-84166106
contact@aosom.fr

ES



0034-931294512
atencioncliente@aosom.es

IT



0039-0249471447
clienti@aosom.it