



## **PEDAL GO-KART**

**Execution Standard: EN71-1,2,3**

Caution: For correct and safe operation of this product,  
be sure to read this instruction manual carefully before use.  
Please retain this user manual for future reference.



# **ASSEMBLY INSTRUCTION**


## Parts List (included):



1. steering wheel




2. seat



3. steering shaft



4. Front section




5. manual



6.M5X50 bolts	2pcs
M5 nut	2pcs
M5X14 steel washer	2pcs
M4X14 bolts	4pcs

## Assembly Instructions:

1. Take the front section and place it on the body. Fix with M4\*14 bolts.



2. Fix the seat to the frame of the go-kart using M5\*50mm bolts, ensure to use washers again where appropriate.



3. To connect the steering function put the sheering shaft hrough the middle hole at the lower front of the kart. Hook the sheering shaft into the turning axle



4. GO through the middle hole of front section ,and put on the steel patch as photo.



5. Put the Steering wheel, Steel Patch, Spring Patch on the steering shaft in sequence and fix with M8 screw cap as photo.



6. Place the steering wheel cover in the centre of the steering wheel.



## WARNINGS:

Not suitable for children under 3 years of age
Maximum capacity of 30kgs
Adult supervision required at all times
Children should be instructed on how to apply brakes before use
This product should not be operated on public roads, highways or bicycle paths
Read 'Safe operation' section before use
Always inspect and maintain product prior to use

## SAFE OPERATION:

This product must be assembled by an adult and checked by an adult before use
Ensure nuts and bolts remain securely fastened before use
Lubricate the chain often
Perform a brake test before use
Do not store in direct sunlight
The toy should be used with caution since skill is required to avoid falls or collisions causing injury to the user or third parties.

US



001-877-644-9366  
customerservice@aosom.com

CA



001-855-537-6088  
customerservice@aosom.ca

UK



0044-800-240-4004  
enquiries@mhstar.co.uk

DE



0049-(0)40-88307530  
service@aosom.de

FR



0033-1-84166106  
contact@aosom.fr

ES



0034-931294512  
atencioncliente@aosom.es

IT



0039-0249471447  
clienti@aosom.it